

South Fork III Community Development District

Board of Supervisors
Scott Corder, Chairman
Darryl Dew, Vice Chairperson
Susan Peltz, Assistant Secretary
Vacant, Assistant Secretary
Vacant, Assistant Secretary

Mark Vega, District Manager
Kathryn “KC” Hopkinson, District Counsel
Tonja Stewart, District Engineer
Dustin Heflin, Field Manager

Regular Meeting Agenda

Tuesday, June 13, 2023, at 5:00 p.m.

All cellular phones and pagers must be turned off during the meeting.

REGULAR MEETING OF BOARD OF SUPERVISORS

1. CALL TO ORDER/ROLL CALL

2. **PUBLIC COMMENT** Each individual has the opportunity to comment and is limited to **three (3) minutes** for such comment.

3. STAFF REPORTS

- A. District Counsel
- B. District Engineer
- C. District Manager
- D. Onsite Manager

4. CONSENT AGENDA

- A. Acceptance of Financial Report for Fiscal Year Ending September 30, 2021, Tab 01
- B. Consideration of Resolution 2023-07; Approving Proposed Budget and Setting Public Hearing for FY 2023-2024..... Tab 02
- C. Discussion on Midge Fly Proposals – Ponds #10 & Pond #22 Tab 03
- D. Consideration of Board of Supervisor’s Meeting Minutes of the Regular Meeting May 09, 2023.....*Under Separate Cover* .. Tab 04
- E. Consideration of Operation and Maintenance Expenditures April 2023 Tab 05
- F. Review of Financial Statements Month Ending April 30, 2023, Tab 06

5. BOARD OF SUPERVISORS REQUESTS AND COMMENTS

6. ADJOURNMENT

We look forward to speaking with you at the meeting. In the meantime, if you have any questions, please do not hesitate to call us at (813) 873-7300.

Sincerely,

Mark Vega

District Manager

District Office
Inframark Community Development Services
2005 Pan Am Circle
Tampa, Florida 33607
(813) 873 – 7300

Meeting Location:
South Fork III Clubhouse
11771 Ambleside Blvd
Riverview, Florida 33579
(813) 608 - 8232

**SOUTH FORK III
COMMUNITY DEVELOPMENT DISTRICT
HILLSBOROUGH COUNTY, FLORIDA
FINANCIAL REPORT
FOR THE FISCAL YEAR ENDED
SEPTEMBER 30, 2021**

**SOUTH FORK III COMMUNITY DEVELOPMENT DISTRICT
HILLSBOROUGH COUNTY, FLORIDA**

TABLE OF CONTENTS

	Page
INDEPENDENT AUDITOR'S REPORT	1-2
MANAGEMENT'S DISCUSSION AND ANALYSIS	3-6
BASIC FINANCIAL STATEMENTS	
Government-Wide Financial Statements:	
Statement of Net Position	7
Statement of Activities	8
Fund Financial Statements:	
Balance Sheet – Governmental Funds	9
Reconciliation of the Balance Sheet – Governmental Funds to the Statement of Net Position	10
Statement of Revenues, Expenditures and Changes in Fund Balances – Governmental Funds	11
Reconciliation of the Statement of Revenues, Expenditures and Changes in Fund Balances of Governmental Funds to the Statement of Activities	12
Notes to the Financial Statements	13-22
REQUIRED SUPPLEMENTARY INFORMATION	
Schedule of Revenues, Expenditures and Changes in Fund Balance – Budget and Actual – General Fund	23
Notes to Required Supplementary Information	24
OTHER INFORMATION	
Data Elements required by FL Statute 218.39 (3) (c)	25-26
INDEPENDENT AUDITOR'S REPORT ON INTERNAL CONTROL OVER FINANCIAL REPORTING AND ON COMPLIANCE AND OTHER MATTERS BASED ON AN AUDIT OF FINANCIAL STATEMENTS PERFORMED IN ACCORDANCE WITH <i>GOVERNMENT AUDITING STANDARDS</i>	27-28
INDEPENDENT AUDITOR'S REPORT ON COMPLIANCE WITH THE REQUIREMENTS OF SECTION 218.415, FLORIDA STATUTES, REQUIRED BY RULE 10.556(10) OF THE AUDITOR GENERAL OF THE STATE OF FLORIDA	29
MANAGEMENT LETTER PURSUANT TO THE RULES OF THE AUDITOR GENERAL OF THE STATE OF FLORIDA	30-32



INDEPENDENT AUDITOR'S REPORT

To the Board of Supervisors
South Fork III Community Development District
Hillsborough County, Florida

Report on the Financial Statements

We have audited the accompanying financial statements of the governmental activities and each major fund of South Fork III Community Development District, Hillsborough County, Florida ("District") as of and for the fiscal year ended September 30, 2021, and the related notes to the financial statements, which collectively comprise the District's basic financial statements as listed in the table of contents.

Management's Responsibility for the Financial Statements

Management is responsible for the preparation and fair presentation of these financial statements in accordance with accounting principles generally accepted in the United States of America; this includes the design, implementation, and maintenance of internal control relevant to the preparation and fair presentation of financial statements that are free from material misstatement, whether due to fraud or error.

Auditor's Responsibility

Our responsibility is to express opinions on these financial statements based on our audit. We conducted our audit in accordance with auditing standards generally accepted in the United States of America and the standards applicable to financial audits contained in *Government Auditing Standards*, issued by the Comptroller General of the United States. Those standards require that we plan and perform the audit to obtain reasonable assurance about whether the financial statements are free from material misstatement.

An audit involves performing procedures to obtain audit evidence about the amounts and disclosures in the financial statements. The procedures selected depend on the auditor's judgment, including the assessment of the risks of material misstatement of the financial statements, whether due to fraud or error. In making those risk assessments, the auditor considers internal control relevant to the entity's preparation and fair presentation of the financial statements in order to design audit procedures that are appropriate in the circumstances, but not for the purpose of expressing an opinion on the effectiveness of the entity's internal control. Accordingly, we express no such opinion. An audit also includes evaluating the appropriateness of accounting policies used and the reasonableness of significant accounting estimates made by management, as well as evaluating the overall presentation of the financial statements.

We believe that the audit evidence we have obtained is sufficient and appropriate to provide a basis for our audit opinions.

Opinions

In our opinion, the financial statements referred to above present fairly, in all material respects, the respective financial position of the governmental activities and each major fund of the District, as of September 30, 2021, and the respective changes in financial position thereof for the fiscal year then ended in accordance with accounting principles generally accepted in the United States of America.

Other Matters

Required Supplementary Information


Accounting principles generally accepted in the United States of America require that the management's discussion and analysis and budgetary comparison information be presented to supplement the basic financial statements. Such information, although not a part of the basic financial statements, is required by the Governmental Accounting Standards Board, who considers it to be an essential part of financial reporting for placing the basic financial statements in an appropriate operational, economic, or historical context. We have applied certain limited procedures to the required supplementary information in accordance with auditing standards generally accepted in the United States of America, which consisted of inquiries of management about the methods of preparing the information and comparing the information for consistency with management's responses to our inquiries, the basic financial statements, and other knowledge we obtained during our audit of the basic financial statements. We do not express an opinion or provide any assurance on the information because the limited procedures do not provide us with sufficient evidence to express an opinion or provide any assurance.

Other Information

Our audit was conducted for the purpose of forming opinions on the financial statements that collectively comprise the District's basic financial statements. The information for compliance with FL Statute 218.39 (3) (c) is not a required part of the basic financial statements. The information for compliance with FL Statute 218.39 (3) (c) has not been subjected to the auditing procedures applied in the audit of the basic financial statements, and accordingly, we do not express an opinion or provide any assurance on it.

Other Reporting Required by *Government Auditing Standards*

In accordance with *Government Auditing Standards*, we have also issued our report dated November 1, 2022, on our consideration of the District's internal control over financial reporting and on our tests of its compliance with certain provisions of laws, regulations, contracts, grant agreements and other matters. The purpose of that report is solely to describe the scope of our testing of internal control over financial reporting and compliance and the results of that testing, and not to provide an opinion on the effectiveness of the District's internal control over financial reporting or on compliance. That report is an integral part of an audit performed in accordance with *Government Auditing Standards* in considering the District's internal control over financial reporting and compliance.



November 1, 2022

MANAGEMENT'S DISCUSSION AND ANALYSIS

Our discussion and analysis of South Fork III Community Development District, Hillsborough County, Florida ("District") provides a narrative overview of the District's financial activities for the fiscal year ended September 30, 2021. Please read it in conjunction with the District's Independent Auditor's Report, basic financial statements, accompanying notes and supplementary information to the basic financial statements.

FINANCIAL HIGHLIGHTS

- The liabilities of the District exceeded its assets at the close of the most recent fiscal year resulting in a net position deficit balance of (\$9,362,773).
- The change in the District's total net position in comparison with the prior fiscal year was \$1,128,498, an increase. The key components of the District's net position and change in net position are reflected in the table in the government-wide financial analysis section.
- At September 30, 2021, the District's governmental funds reported combined ending fund balances of \$1,675,864, an increase of \$35,784 in comparison with the prior fiscal year. A portion of fund balance is restricted for debt service and capital projects, non-spendable for prepaid items and deposits, and (\$107,013) is unassigned, deficit general fund balance.

OVERVIEW OF FINANCIAL STATEMENTS

This discussion and analysis are intended to serve as the introduction to the District's basic financial statements. The District's basic financial statements are comprised of three components: 1) government-wide financial statements, 2) fund financial statements, and 3) notes to the financial statements. This report also contains other supplementary information in addition to the basic financial statements themselves.

Government-Wide Financial Statements

The government-wide financial statements are designed to provide readers with a broad overview of the District's finances, in a manner similar to a private-sector business.

The statement of net position presents information on all the District's assets, deferred outflows of resources, liabilities, and deferred inflows of resources with the residual amount being reported as net position. Over time, increases or decreases in net position may serve as a useful indicator of whether the financial position of the District is improving or deteriorating.

The statement of activities presents information showing how the government's net position changed during the most recent fiscal year. All changes in net position are reported as soon as the underlying event giving rise to the change occurs, regardless of the timing of related cash flows. Thus, revenues and expenses are reported in this statement for some items that will only result in cash flows in future fiscal periods.

The government-wide financial statements include all governmental activities that are principally supported by assessments and Developer revenues. The District does not have any business-type activities. The governmental activities of the District include general government (management), physical environment, and recreation.

Fund Financial Statements

A fund is a grouping of related accounts that is used to maintain control over resources that have been segregated for specific activities or objectives. The District, like other state and local governments, uses fund accounting to ensure and demonstrate compliance with finance-related legal requirements. The District has one fund category, governmental funds.

OVERVIEW OF FINANCIAL STATEMENTS (Continued)

Governmental Funds

Governmental funds are used to account for essentially the same functions reported as governmental activities in the government-wide financial statements. However, unlike the government-wide financial statements, governmental fund financial statements focus on near-term inflows and outflow of spendable resources, as well as on balances of spendable resources available at the end of the fiscal year. Such information may be useful in evaluating a District's near-term financing requirements.

Because the focus of governmental funds is narrower than that of the government-wide financial statements, it is useful to compare the information presented for governmental funds with similar information presented for governmental activities in the government-wide financial statements. By doing so, readers may better understand the long-term impact of the District's near-term financing decisions. Both the governmental fund balance sheet and the governmental fund statement of revenues, expenditures, and changes in fund balances provide a reconciliation to facilitate this comparison between governmental funds and governmental activities.

The District maintains three governmental funds for external reporting. Information is presented separately in the governmental fund balance sheet and the governmental fund statement of revenues, expenditures, and changes in fund balances for the general fund, debt service fund and capital projects fund, all of which are considered major funds.

The District adopts an annual appropriated budget for its general fund. A budgetary comparison schedule has been provided for the general fund to demonstrate compliance with the budget.

Notes to the Financial Statements

The notes provide additional information that is essential to a full understanding of the data provided in the government-wide and fund financial statements.

GOVERNMENT-WIDE FINANCIAL ANALYSIS

As noted earlier, net position may serve over time as a useful indicator of an entity's financial position. In the case of the District, liabilities exceeded assets at the close of the most recent fiscal year.

Key components of the District's net position are reflected in the following table:

	NET POSITION	
	SEPTEMBER 30,	
	2021	2020
Assets, excluding capital assets	\$ 1,807,728	\$ 1,728,597
Capital assets, net of depreciation	15,749,707	15,100,642
Total assets	<u>17,557,435</u>	<u>16,829,239</u>
Current liabilities	696,999	640,563
Long-term liabilities	26,223,209	26,679,947
Total liabilities	<u>26,920,208</u>	<u>27,320,510</u>
Net Position		
Net investment in capital assets	(10,473,502)	(11,579,305)
Restricted	1,204,512	1,086,261
Unrestricted	(93,783)	1,773
Total net position	<u>\$ (9,362,773)</u>	<u>\$ (10,491,271)</u>

GOVERNMENT-WIDE FINANCIAL ANALYSIS (Continued)

The District's net position reflects its investment in capital assets (e.g. land, land improvements, and infrastructure) less any related debt used to acquire those assets that is still outstanding. These assets are used to provide services to residents; consequently, these assets are not available for future spending. Although the District's investment in capital assets is reported net of related debt, it should be noted that the resources needed to repay this debt must be provided from other sources, since the capital assets themselves cannot be used to liquidate these liabilities.

The restricted portion of the District's net position represents resources that are subject to external restrictions on how they may be used.

The District's net position increased during the most recent fiscal year. The majority of the increase represents the extent to which ongoing program revenues and Developer contributions exceeded the cost of operations and depreciation expense.

Key elements of the change in net position are reflected in the following table:

	CHANGES IN NET POSITION	
	FOR THE FISCAL YEAR ENDED SEPTEMBER 30,	
	2021	2020
Revenues:		
Program revenues		
Charges for services	\$ 2,896,604	\$ 2,429,810
Operating grants and contributions	147,704	42,656
Capital grants and contributions	687,546	339,319
General revenues	378	82
Total revenues	<u>3,732,232</u>	<u>2,811,867</u>
Expenses:		
General government	133,198	132,951
Physical environment	1,045,304	689,637
Parks and recreation	56,251	54,161
Interest	1,368,981	1,387,832
Total expenses	<u>2,603,734</u>	<u>2,264,581</u>
Change in net position	1,128,498	547,286
Net position - beginning	(10,491,271)	(11,038,557)
Net position - ending	<u>\$ (9,362,773)</u>	<u>\$ (10,491,271)</u>

As noted above and in the statement of activities, the cost of all governmental activities for the fiscal year ended September 30, 2021 was \$2,603,734. The costs of the District's activities were funded by program revenues. Program revenues were comprised primarily of assessments and Developer contributions for both the current and prior fiscal years. Program revenues increased during the fiscal year primarily due to higher assessments, increase in Developer contributions to finance capital infrastructure acquisition, and a contribution from the homeowner's association. The increase in expenses is primarily due to an increase in electricity, waterway management, landscape and irrigation maintenance, and costs related to phase 2 landscaping costs.

GENERAL BUDGETING HIGHLIGHTS

An operating budget was adopted and maintained by the governing board for the District pursuant to the requirements of Florida Statutes. The budget is adopted using the same basis of accounting that is used in preparation of the fund financial statements. The legal level of budgetary control, the level at which expenditures may not exceed budget, is in the aggregate. Any budget amendments that increase the aggregate budgeted appropriations must be approved by the Board of Supervisors. Actual general fund expenditures for the fiscal year ended September 30, 2021 exceeded appropriations by \$260,162. The over expenditures were partially funded by contributions from the Developer and the homeowners' association.

CAPITAL ASSETS AND DEBT ADMINISTRATION

Capital Assets

At September 30, 2021, the District had \$16,607,019 invested in capital assets for its governmental activities. In the government-wide financial statements depreciation of \$857,312 has been taken, which resulted in a net book value of \$15,749,707. More detailed information about the District's capital assets is presented in the notes of the financial statements.

Capital Debt

At September 30, 2021, the District had \$26,050,000 in Bonds outstanding for its governmental activities. The District also reported a Developer advance of \$262,925 at September 30, 2021. More detailed information about the District's capital debt is presented in the notes of the financial statements.

ECONOMIC FACTORS AND NEXT YEAR'S BUDGET

It is anticipated that the general operations of the District will increase as the District is being built out.

Subsequent to the end of the fiscal year, the District received \$150,000 from the South Fork I II Community Association (HOA) to provide advance funding of the first quarter of fiscal year 2022 operations. The funds were received in October 2022. In January 2022, \$155,000 was repaid to the HOA representing the \$150,000 principal and \$5,000 in administrative fees.

CONTACTING THE DISTRICT'S FINANCIAL MANAGEMENT

This financial report is designed to provide our citizens, land owners, taxpayers, customers, investors and creditors with a general overview of the District's finances and to demonstrate the District's accountability for the financial resources it manages and the stewardship of the facilities it maintains. If you have questions about this report or need additional financial information, contact South Fork III Community Development District's Finance Department at 2005 Pan Am Circle, Suite 300, Tampa, FL 33607.

**SOUTH FORK III COMMUNITY DEVELOPMENT DISTRICT
HILLSBOROUGH COUNTY, FLORIDA
STATEMENT OF NET POSITION
SEPTEMBER 30, 2021**

	Governmental Activities
ASSETS	
Cash	\$ 14,033
Assessments receivable	21,455
Accounts receivable	4,579
Prepaid items	5,459
Deposits	7,771
Restricted assets:	
Investments	1,754,431
Capital assets:	
Nondepreciable	9,783,794
Depreciable, net	5,965,913
Total assets	17,557,435
 LIABILITIES	
Accounts payable and accrued expenses	131,864
Accrued interest payable	565,135
Non-current liabilities:	
Due within one year	440,000
Due in more than one year	25,783,209
Total liabilities	26,920,208
 NET POSITION	
Net investment in capital assets	(10,473,502)
Restricted for debt service	1,204,490
Restricted for capital projects	22
Unrestricted	(93,783)
Total net position	\$ (9,362,773)

See notes to the financial statements

**SOUTH FORK III COMMUNITY DEVELOPMENT DISTRICT
HILLSBOROUGH COUNTY, FLORIDA
STATEMENT OF ACTIVITIES
FOR THE FISCAL YEAR ENDED
SEPTEMBER 30, 2021**

<u>Functions/Programs</u>	Program Revenues				Net (Expense) Revenue and Changes in Net Position
	Expenses	Charges for Services	Operating Grants and Contributions	Capital Grants and Contributions	Governmental Activities
Primary government:					
Governmental activities:					
General government	\$ 133,198	\$ 120,602	\$ 12,596	\$ -	\$ -
Physical environment	1,045,304	586,929	135,000	687,546	364,171
Parks and recreation	56,251	56,251	-	-	-
Interest on long-term debt	1,368,981	2,132,822	108	-	763,949
Total governmental activities	2,603,734	2,896,604	147,704	687,546	1,128,120
General revenues:					
					378
					378
					1,128,498
					(10,491,271)
					\$ (9,362,773)

See notes to the financial statements

**SOUTH FORK III COMMUNITY DEVELOPMENT DISTRICT
HILLSBOROUGH COUNTY, FLORIDA**

**BALANCE SHEET
GOVERNMENTAL FUNDS
SEPTEMBER 30, 2021**

	Major Funds			Total Governmental Funds
	General	Debt Service	Capital Projects	
ASSETS				
Cash	\$ 14,033	\$ -	\$ -	\$ 14,033
Investments	-	1,754,409	22	1,754,431
Assessments receivable	6,239	15,216	-	21,455
Accounts receivable	4,579	-	-	4,579
Prepaid items	5,459	-	-	5,459
Deposits	7,771	-	-	7,771
Total assets	<u>\$ 38,081</u>	<u>\$ 1,769,625</u>	<u>\$ 22</u>	<u>\$ 1,807,728</u>
LIABILITIES AND FUND BALANCES				
Liabilities:				
Accounts payable and accrued liabilities	\$ 131,864	\$ -	\$ -	\$ 131,864
Total liabilities	<u>131,864</u>	<u>-</u>	<u>-</u>	<u>131,864</u>
Fund balances:				
Nonspendable:				
Prepaid and deposits	13,230	-	-	13,230
Restricted for:				
Debt service	-	1,769,625	-	1,769,625
Capital projects	-	-	22	22
Unassigned	(107,013)	-	-	(107,013)
Total fund balances	<u>(93,783)</u>	<u>1,769,625</u>	<u>22</u>	<u>1,675,864</u>
Total liabilities and fund balances	<u>\$ 38,081</u>	<u>\$ 1,769,625</u>	<u>\$ 22</u>	<u>\$ 1,807,728</u>

See notes to the financial statements

**SOUTH FORK III COMMUNITY DEVELOPMENT DISTRICT
HILLSBOROUGH COUNTY, FLORIDA
RECONCILIATION OF THE BALANCE SHEET –
GOVERNMENTAL FUNDS TO THE STATEMENTS OF NET POSITION
SEPTEMBER 30, 2021**

Total fund balances - governmental funds \$ 1,675,864

Amounts reported for governmental activities in the statement of net position are different because:

Capital assets used in governmental activities are not financial resources and, therefore, are not reported as assets in the governmental funds. The statement of net position includes those capital assets, net of any accumulated depreciation, in the net position of the government as a whole.

Cost of capital assets	16,607,019	
Accumulated depreciation	<u>(857,312)</u>	15,749,707

Liabilities not due and payable from current available resources are not reported as liabilities in the governmental fund statements. All liabilities, both current and long-term, are reported in the government-wide financial statements.

Accrued interest payable	(565,135)	
Original issue discount	89,716	
Developer advance	(262,925)	
Bonds payable	<u>(26,050,000)</u>	<u>(26,788,344)</u>

Net position of governmental activities		<u>\$ (9,362,773)</u>
---	--	-----------------------

See notes to the financial statements

**SOUTH FORK III COMMUNITY DEVELOPMENT DISTRICT
HILLSBOROUGH COUNTY, FLORIDA**

**STATEMENT OF REVENUES, EXPENDITURES,
AND CHANGES IN FUND BALANCES
GOVERNMENTAL FUNDS
FOR THE FISCAL YEAR ENDED
SEPTEMBER 30, 2021**

	Major Funds			Total Governmental Funds
	General	Debt Service	Capital Projects	
REVENUES				
Assessments	\$ 763,257	\$ 2,132,822	\$ -	\$ 2,896,079
Developer contributions	34,154	-	-	34,154
Interest income	378	108	4	490
HOA contributions	135,000	-	-	135,000
Miscellaneous income	525	-	-	525
Total revenues	933,314	2,132,930	4	3,066,248
EXPENDITURES				
Current:				
General government	133,198	-	-	133,198
Physical environment	870,315	-	-	870,315
Parks and recreation	3,799	-	-	3,799
Debt Service:				
Principal	-	460,000	-	460,000
Interest	-	1,374,188	-	1,374,188
Capital outlay	-	-	188,964	188,964
Total expenditures	1,007,312	1,834,188	188,964	3,030,464
Excess (deficiency) of revenues over (under) expenditures	(73,998)	298,742	(188,960)	35,784
OTHER FINANCING SOURCES (USES)				
Transfers in (out)	-	(188,844)	188,844	-
Total other financing sources (uses)	-	(188,844)	188,844	-
Net change in fund balances	(73,998)	109,898	(116)	35,784
Fund balances - beginning	(19,785)	1,659,727	138	1,640,080
Fund balances - ending	\$ (93,783)	\$ 1,769,625	\$ 22	\$ 1,675,864

See notes to the financial statements

**SOUTH FORK III COMMUNITY DEVELOPMENT DISTRICT
HILLSBOROUGH COUNTY, FLORIDA**

**RECONCILIATION OF THE STATEMENT OF REVENUES, EXPENDITURES AND CHANGES IN
FUND BALANCES OF GOVERNMENTAL FUNDS TO THE STATEMENT OF ACTIVITIES
FOR THE FISCAL YEAR ENDED
SEPTEMBER 30, 2021**

Net change in fund balances - total governmental funds	\$	35,784
Amounts reported for governmental activities in the statement of activities are different because:		
Governmental funds report capital outlays as expenditures, however, in the statement of activities, the cost of those assets is eliminated and capitalized in the statement of net position.		188,964
Repayment of long-term liabilities are reported as expenditures in the governmental fund financial statements, but such repayments reduce liabilities in the statement of net position and are eliminated in the statement of activities.		460,000
Depreciation on capital assets is not recognized in the governmental fund financial statements, but is reported as an expense in the statement of activities.		(227,441)
Certain revenues were unavailable for the fund financial statements in the prior fiscal year. In the current fiscal year, these revenues were recorded in the governmental fund financial statements.		(21,558)
Revenues in the statement of activities that do not provide current financial resources are not reported as revenues in the governmental fund financial statements.		687,542
Expenses reported in the statement of activities that do not require the use of current financial resources are not reported as expenditures in the funds. The details of the differences are as		
Amortization of original issue discount/premium		(3,262)
Change in accrued interest		8,469
Change in net position of governmental activities	\$	<u>1,128,498</u>

See notes to the financial statements

**SOUTH FORK III COMMUNITY DEVELOPMENT DISTRICT
HILLSBOROUGH COUNTY, FLORIDA
NOTES TO FINANCIAL STATEMENTS**

NOTE 1 – NATURE OF ORGANIZATION AND REPORTING ENTITY

South Fork III Community Development District ("District") was established on October 14, 2015, pursuant to the Uniform Community Development District Act of 1980, otherwise known as Chapter 190, Florida Statutes, by Hillsborough County Ordinance 15-22. During 2017, the District filed an amended Notice of Establishment, Ordinance 17-15, to expand the District by approximately 234.67 acres. The Act provides among other things, the power to manage basic services for community development, power to borrow money and issue bonds, and to levy and assess non-ad valorem assessments for the financing and delivery of capital infrastructure.

The District was established for the purposes of financing and managing the acquisition, construction, maintenance and operation of a portion of the infrastructure necessary for community development within the District.

The District is governed by the Board of Supervisors ("Board"), which is composed of five members. The Supervisors are elected on an at large basis by the owners of the property within the District. Ownership of land within the District entitles the owner to one vote per acre. The Board of Supervisors of the District exercise all powers granted to the District pursuant to Chapter 190, Florida Statutes. At September 30, 2021, all of the Board members are affiliated with Eisenhower Property Group, LLC, Lennar Homes, and Pulte Group ("Developers").

The Board has the final responsibility for:

1. Assessing and levying assessments.
2. Approving budgets.
3. Exercising control over facilities and properties.
4. Controlling the use of funds generated by the District.
5. Approving the hiring and firing of key personnel.
6. Financing improvements.

The financial statements were prepared in accordance with Governmental Accounting Standards Board ("GASB") Statements. Under the provisions of those standards, the financial reporting entity consists of the primary government, organizations for which the District is considered to be financially accountable and other organizations for which the nature and significance of their relationship with the District are such that, if excluded, the financial statements of the District would be considered incomplete or misleading. There are no entities considered to be component units of the District; therefore, the financial statements include only the operations of the District.

NOTE 2 – SUMMARY OF SIGNIFICANT ACCOUNTING POLICIES

Government-Wide and Fund Financial Statements

The basic financial statements include both government-wide and fund financial statements.

The government-wide financial statements (i.e., the statement of net position and the statement of activities) report information on all of the non-fiduciary activities of the primary government. For the most part, the effect of interfund activity has been removed from these statements.

The statement of activities demonstrates the degree to which the direct expenses of a given function or segment is offset by program revenues. *Direct expenses* are those that are clearly identifiable with a specific function or segment. *Program revenues* include 1) charges to customers who purchase, use, or directly benefit from goods, services or privileges provided by a given function or segment; operating-type special assessments for maintenance and debt service are treated as charges for services and 2) grants and contributions that are restricted to meeting the operational or capital requirements of a particular function or segment. Other items not included among program revenues are reported instead as *general revenues*.

NOTE 2 – SUMMARY OF SIGNIFICANT ACCOUNTING POLICIES (Continued)

Measurement Focus, Basis of Accounting and Financial Statement Presentation

The government-wide financial statements are reported using the *economic resources measurement* focus and the *accrual basis of accounting*. Revenues are recorded when earned and expenses are recorded when a liability is incurred, regardless of the timing of related cash flows. Assessments are recognized as revenues in the year for which they are levied. Grants and similar items are to be recognized as revenue as soon as all eligibility requirements imposed by the provider have been met.

Governmental fund financial statements are reported using the *current financial resources measurement focus* and the *modified accrual basis of accounting*. Revenues are recognized as soon as they are both measurable and available. Revenues are considered to be *available* when they are collectible within the current period or soon enough thereafter to pay liabilities of the current period. For this purpose, the government considers revenues to be available if they are collected within 60 days of the end of the current fiscal period. Expenditures are recorded when a liability is incurred, as under accrual accounting. However, debt service expenditures are recorded only when payment is due.

Assessments

Assessments are non-ad valorem assessments on all platted lots within the District. Assessments are levied each November 1 on property as of the previous January 1 to pay for the operations and maintenance of the District. The fiscal year for which annual assessments are levied begins on October 1 with discounts available for payments through February 28 and become delinquent on April 1. For debt service assessments, amounts collected as advance payments are used to prepay a portion of the Bonds outstanding. Otherwise, assessments are collected annually to provide funds for the debt service on the portion of the Bonds which are not paid with prepaid assessments.

Assessments and interest associated with the current fiscal period are all considered to be susceptible to accrual and so have been recognized as revenues of the current fiscal period. Only the portion of assessments receivable due within the current fiscal period is considered to be susceptible to accrual as revenue of the current period.

The District reports the following major governmental funds:

General Fund

The general fund is the general operating fund of the District. It is used to account for all financial resources except those required to be accounted for in another fund.

Debt Service Fund

The debt service fund is used to account for the accumulation of resources for the annual payment of principal and interest on long-term debt.

Capital Projects Fund

This fund accounts for the financial resources to be used for the acquisition or construction of major infrastructure within the District.

As a general rule, the effect of interfund activity has been eliminated from the government-wide financial statements.

When both restricted and unrestricted resources are available for use, it is the District's policy to use restricted resources first for qualifying expenditures, then unrestricted resources as they are needed.

NOTE 2 – SUMMARY OF SIGNIFICANT ACCOUNTING POLICIES (Continued)

Assets, Liabilities and Net Position or Equity

Restricted Assets

These assets represent cash and cash equivalents set aside pursuant to Bond covenants or other contractual restrictions.

Deposits and Investments

The District's cash and cash equivalents are considered to be cash on hand and demand deposits (interest and non-interest bearing).

The District has elected to proceed under the Alternative Investment Guidelines as set forth in Section 218.415 (17) Florida Statutes. The District may invest any surplus public funds in the following:

- a) The Local Government Surplus Trust Funds, or any intergovernmental investment pool authorized pursuant to the Florida Interlocal Cooperation Act;
- b) Securities and Exchange Commission registered money market funds with the highest credit quality rating from a nationally recognized rating agency;
- c) Interest bearing time deposits or savings accounts in qualified public depositories;
- d) Direct obligations of the U.S. Treasury.

Securities listed in paragraph c and d shall be invested to provide sufficient liquidity to pay obligations as they come due.

The District records all interest revenue related to investment activities in the respective funds. Investments are measured at amortized cost or reported at fair value as required by generally accepted accounting principles.

Inventories and Prepaid Items

Inventories of governmental funds are recorded as expenditures when consumed rather than when purchased.

Certain payments to vendors reflect costs applicable to future accounting periods and are recorded as prepaid items in both government-wide and fund financial statements.

Capital Assets

Capital assets which include property, plant and equipment, and infrastructure assets (e.g., roads, sidewalks and similar items) are reported in the government activities columns in the government-wide financial statements. Capital assets are defined by the government as assets with an initial, individual cost of more than \$5,000 (amount not rounded) and an estimated useful life in excess of two years. Such assets are recorded at historical cost or estimated historical cost if purchased or constructed. Donated capital assets are recorded at acquisition value.

The costs of normal maintenance and repairs that do not add to the value of the asset or materially extend assets lives are not capitalized. Major outlays for capital assets and improvements are capitalized as projects are constructed.

Property, plant and equipment of the District are depreciated using the straight-line method over the following estimated useful lives:

<u>Assets</u>	<u>Years</u>
Improvements other than buildings	30
Improvements – amenities	30

In the governmental fund financial statements, amounts incurred for the acquisition of capital assets are reported as fund expenditures. Depreciation expense is not reported in the governmental fund financial statements

NOTE 2 – SUMMARY OF SIGNIFICANT ACCOUNTING POLICIES (Continued)

Assets, Liabilities and Net Position or Equity (Continued)

Unearned Revenue

Governmental funds report unearned revenue in connection with resources that have been received, but not yet earned.

Long-Term Obligations

In the government-wide financial statements long-term debt and other long-term obligations are reported as liabilities in the statement of net position. Bond premiums and discounts are deferred and amortized ratably over the life of the Bonds. Bonds payable are reported net of applicable premiums or discounts. Bond issuance costs are expensed when incurred.

In the fund financial statements, governmental fund types recognize premiums and discounts, as well as issuance costs, during the current period. The face amount of debt issued is reported as other financing sources. Premiums received on debt issuances are reported as other financing sources while discounts on debt issuances are reported as other financing uses. Issuance costs, whether or not withheld from the actual debt proceeds received, are reported as debt service expenditures.

Deferred Outflows/Inflows of Resources

In addition to assets, the statement of financial position will sometimes report a separate section for deferred outflows of resources. This separate financial statement element, deferred outflows of resources, represents a consumption of net position that applies to a future period(s) and so will not be recognized as an outflow of resources (expense/expenditure) until then.

In addition to liabilities, the statement of financial position will sometimes report a separate section for deferred inflows of resources. This separate financial statement element, deferred inflows of resources, represents an acquisition of net position that applies to a future period(s) and so will not be recognized as an inflow of resources (revenue) until that time.

Fund Equity/Net Position

In the fund financial statements, governmental funds report non spendable and restricted fund balance for amounts that are not available for appropriation or are legally restricted by outside parties for use for a specific purpose. Assignments of fund balance represent tentative management plans that are subject to change.

The District can establish limitations on the use of fund balance as follows:

Committed fund balance – Amounts that can be used only for the specific purposes determined by a formal action (resolution) of the Board of Supervisors. Commitments may be changed or lifted only by the Board of Supervisors taking the same formal action (resolution) that imposed the constraint originally. Resources accumulated pursuant to stabilization arrangements sometimes are reported in this category.

Assigned fund balance – Includes spendable fund balance amounts established by the Board of Supervisors that are intended to be used for specific purposes that are neither considered restricted nor committed. The Board may also assign fund balance as it does when appropriating fund balance to cover differences in estimated revenue and appropriations in the subsequent year's appropriated budget.

Assignments are generally temporary and normally the same formal action need not be taken to remove the assignment.

The District first uses committed fund balance, followed by assigned fund balance and then unassigned fund balance when expenditures are incurred for purposes for which amounts in any of the unrestricted fund balance classifications could be used.

NOTE 2 – SUMMARY OF SIGNIFICANT ACCOUNTING POLICIES (Continued)

Assets, Liabilities and Net Position or Equity (Continued)

Fund Equity/Net Position (Continued)

Net position is the difference between assets and deferred outflows of resources less liabilities and deferred inflows of resources. Net position in the government-wide financial statements are categorized as net investment in capital assets, restricted or unrestricted. Net investment in capital assets represents net position related to infrastructure and property, plant and equipment. Restricted net position represents the assets restricted by the District's Bond covenants or other contractual restrictions. Unrestricted net position consists of the net position not meeting the definition of either of the other two components.

Other Disclosures

Use of Estimates

The preparation of financial statements in conformity with generally accepted accounting principles requires management to make estimates and assumptions that affect the reported amounts of assets and liabilities, and disclosure of contingent assets and liabilities at the date of the financial statements, and the reported amounts of revenues and expenditures during the reporting period. Actual results could differ from those estimates.

NOTE 3 – BUDGETARY INFORMATION

The District is required to establish a budgetary system and an approved Annual Budget. Annual Budgets are adopted on a basis consistent with generally accepted accounting principles for the general fund. All annual appropriations lapse at fiscal year-end.

The District follows these procedures in establishing the budgetary data reflected in the financial statements.

- a) Each year the District Manager submits to the District Board a proposed operating budget for the fiscal year commencing the following October 1.
- b) Public hearings are conducted to obtain public comments.
- c) Prior to October 1, the budget is legally adopted by the District Board.
- d) All budget changes must be approved by the District Board.
- e) The budgets are adopted on a basis consistent with generally accepted accounting principles.
- f) Unused appropriation for annually budgeted funds lapse at the end of the year.

NOTE 4 – DEPOSITS AND INVESTMENTS

Deposits

The District's cash balances were entirely covered by federal depository insurance or by a collateral pool pledged to the State Treasurer. Florida Statutes Chapter 280, "Florida Security for Public Deposits Act", requires all qualified depositories to deposit with the Treasurer or another banking institution eligible collateral equal to various percentages of the average daily balance for each month of all public deposits in excess of any applicable deposit insurance held. The percentage of eligible collateral (generally, U.S. Governmental and agency securities, state or local government debt, or corporate bonds) to public deposits is dependent upon the depository's financial history and its compliance with Chapter 280. In the event of a failure of a qualified public depository, the remaining public depositories would be responsible for covering any resulting losses.

Investments

The District's investments were held as follows at September 30, 2021:

	Amortized cost	Credit Risk	Maturities
US Bank Mmkt 5 - Ct	\$ 1,754,431	N/A	Not available
Total Investments	<u>\$ 1,754,431</u>		

Credit risk – For investments, credit risk is generally the risk that an issuer of an investment will not fulfill its obligation to the holder of the investment. This is measured by the assignment of a rating by a nationally recognized statistical rating organization. Investment ratings by investment type are included in the preceding summary of investments.

NOTE 4 – DEPOSITS AND INVESTMENTS (Continued)

Investments (Continued)

Concentration risk – The District places no limit on the amount the District may invest in any one issuer.

Interest rate risk – The District does not have a formal policy that limits investment maturities as a means of managing exposure to fair value losses arising from increasing interest rates.

However, the Bond Indenture limits the type of investments held using unspent proceeds.

Fair Value Measurement – When applicable, the District measures and records its investments using fair value measurement guidelines established in accordance with GASB Statements. The framework for measuring fair value provides a fair value hierarchy that prioritizes the inputs to valuation techniques.

These guidelines recognize a three-tiered fair value hierarchy, in order of highest priority, as follows:

- *Level 1:* Investments whose values are based on unadjusted quoted prices for identical investments in active markets that the District has the ability to access;
- *Level 2:* Investments whose inputs - other than quoted market prices - are observable either directly or indirectly; and,
- *Level 3:* Investments whose inputs are unobservable.

The fair value measurement level within the fair value hierarchy is based on the lowest level of any input that is significant to the entire fair value measurement. Valuation techniques used should maximize the use of observable inputs and minimize the use of unobservable inputs.

Money market investments that have a maturity at the time of purchase of one year or less and are held by governments other than external investment pools should be measured at amortized cost. Accordingly, the District's investments have been reported at amortized cost above.

NOTE 5 – INTERFUND TRANSFERS

Interfund transfers for the fiscal year ended September 30, 2021 were as follows:

<u>Fund</u>	<u>Transfer In</u>	<u>Transfer Out</u>
Debt Service	\$ -	\$ 188,844
Capital projects	188,844	-
Total	<u>\$ 188,844</u>	<u>\$ 188,844</u>

Transfers are used to move revenues from the fund where collection occurs to the fund where funds have been reallocated for use. In the case of the District, transfers from the debt service fund to the capital projects fund were for releasing Series 2018 excess reserves to the construction account and were made in accordance with the Bond Indentures.

NOTE 6 – CAPITAL ASSETS

Capital asset activity for the fiscal year ended September 30, 2021 was as follows:

	Beginning Balance	Additions	Reductions	Ending Balance
<u>Governmental activities</u>				
Capital assets, not being depreciated				
Construction in progress	\$ 8,907,288	\$ 876,506	\$ -	\$ 9,783,794
Total capital assets, not being depreciated	8,907,288	876,506	-	9,783,794
Capital assets, being depreciated				
Improvements other than buildings	5,249,675	-	-	5,249,675
Improvements - amenities	1,573,550	-	-	1,573,550
Total capital assets, being depreciated	6,823,225	-	-	6,823,225
Less accumulated depreciation for:				
Improvements other than buildings	524,967	174,989	-	699,956
Improvements - amenities	104,904	52,452	-	157,356
Total accumulated depreciation	629,871	227,441	-	857,312
Total capital assets, being depreciated, net	6,193,354	(227,441)	-	5,965,913
Governmental activities capital assets, net	\$ 15,100,642	\$ 649,065	\$ -	\$ 15,749,707

The infrastructure intended to serve the District has been estimated at a total cost of approximately \$34.2 million. The infrastructure will include roadways, potable water and wastewater systems, and stormwater management systems. In addition, the project will include landscaping, irrigation, and recreational facilities. A portion of the project costs was expected to be financed with the proceeds from the issuance of Bonds with the remainder to be funded by the Developer and conveyed to the District. Upon completion, certain infrastructure are to be conveyed to other entities for operation and maintenance. During the 2018 fiscal year, \$5,160,600 in infrastructure were conveyed to other governmental entities for operation and maintenance. During the 2019 fiscal year, an additional \$3,564,493 in infrastructure were conveyed to other governmental entities for operation and maintenance.

The infrastructure additions were acquired primarily from the Developer in the current and prior fiscal year. During the current fiscal year, the Developer contributed \$687,542 in infrastructure to the District. The District anticipates that the remaining infrastructure improvements for the District will be completed during a subsequent fiscal year. It is anticipated that the Developer will fund the completion of the infrastructure project.

Depreciation expense was allocated to program/function as follows:

Physical environment	\$ 174,989
Parks and recreation	52,452
Total	<u>\$ 227,441</u>

In connection with the 2016 project, if the amount by which the cost of the 2016 project or portion thereof to be conveyed by the Developer to the District pursuant to the Acquisition Agreement exceeds the amount actually paid by the District for the 2016 project or portion thereof from proceeds of the Series 2016 Bonds, it may be determined that deferred costs exist. Upon completion of the project, certain funds available from the Bonds may be used to pay deferred costs, as outlined in the Bond Indenture.

The District has determined that an estimated liability of \$566,563 exists for deferred costs. During the 2019 fiscal year, a payment of \$303,638 was made for deferred costs. The remaining \$262,925 is a long-term liability reported on the government-wide statement of net position.

NOTE 7 – LONG TERM LIABILITIES

Series 2016

In March 2016, the District issued \$9,530,000 of Special Assessment Bonds. The Series 2016 consists of \$435,000 which is due on May 1, 2020 with fixed interest rate of 4.0%, \$1,740,000 due on May 1, 2029 with fixed interest rate of 5.0%, \$2,400,000 due on May 1, 2037 with fixed interest rate of 5.375%, and \$4,955,000 due on May 1, 2047 with interest rate of 5.625%. The Bonds were issued to provide funds for the costs of acquiring a portion of the Project. Interest is to be paid semiannually on each May 1 and November 1, commencing November 1, 2016. Principal on the Bonds is to be paid serially commencing May 1, 2018 through May 1, 2047.

The Series 2016 Bonds may be called for redemption prior to maturity as a whole or in part, at any time, on or after May 1, 2027. The Bonds are also subject to extraordinary mandatory redemption prior to maturity in the manner determined by the Bond Registrar if certain events occur as outlined in the Bond Indenture. For the Series 2016 Bonds, this occurred during the current fiscal year as the District collected prepaid assessments and prepaid \$20,000 of the Bonds.

Series 2018

In March 2018, the District issued \$11,415,000 of Special Assessment Revenue Refunding Bonds. The Series 2018 consists of multiple term Bonds with due dates from May 1, 2024 to May 1, 2049, bearing fixed interest rates ranging from 4.0% to 5.375%. The Bonds were issued to refund the Series 2017 BAN and to provide funds for the costs of acquiring a portion of the Project. Interest is to be paid semiannually on each May 1 and November 1, commencing November 1, 2018. Principal on the Bonds is to be paid serially commencing May 1, 2020 through May 1, 2049.

The Series 2018 Bonds may be called for redemption prior to maturity as a whole or in part, at any time, on or after May 1, 2028. The Bonds are also subject to extraordinary mandatory redemption prior to maturity in the manner determined by the Bond Registrar if certain events occur as outlined in the Bond Indenture.

Series 2019

In January 2019, the District issued \$6,900,000 Series 2019 Special Assessment Revenue Bonds to finance additional infrastructure construction. The Series 2019 consists of term Bonds with maturity dates from November 1, 2024 to November 2049 and fixed interest rates from 4.25% to 5.25%. Interest is to be paid semiannually on each May 1 and November 1, commencing May 1, 2019. Principal on the Bonds is to be paid serially commencing November 1, 2020 through November 1, 2049.

The Series 2019 Bonds may be called for redemption prior to maturity as a whole or in part, at any time, on or after November 1, 2029. The Bonds are also subject to extraordinary mandatory redemption prior to maturity in the manner determined by the Bond Registrar if certain events occur as outlined in the Bond Indenture.

Bond Compliance

The Bond Indentures established a debt service reserve requirement as well as other restrictions and requirements relating principally to the use of proceeds to pay for the infrastructure improvements and the procedures to be followed by the District on assessments to property owners. The District agrees to levy special assessments in annual amounts adequate to provide payment of debt service and to meet the reserve requirements. The District was in compliance with the requirements at September 30, 2021.

Developer Advance

As discussed in Note 6 above, the District acquired the portions of the 2016 project from the Developer and incurred a deferred cost liability balance of \$262,925 at September 30, 2021. The balance owed to the Developer is not included in the maturity schedule below.

NOTE 7 – LONG TERM LIABILITIES (Continued)

Long-term Debt Activity

Changes in long-term liability activity for the fiscal year ended September 30, 2021 were as follows:

	Beginning Balance	Additions	Reductions	Ending Balance	Due Within One Year
<u>Governmental activities</u>					
Series 2016	\$ 8,375,000	\$ -	\$ 165,000	\$ 8,210,000	\$ 145,000
Series 2018	11,240,000	-	185,000	11,055,000	185,000
Series 2019	6,895,000	-	110,000	6,785,000	110,000
Less Bond discount	92,978	-	3,262	89,716	-
Developer advance	262,925	-	-	262,925	-
Total	<u>\$26,679,947</u>	<u>\$ -</u>	<u>\$ 456,738</u>	<u>\$26,223,209</u>	<u>\$ 440,000</u>

At September 30, 2021, the scheduled debt service requirements on the long-term debt were as follows:

Year ending September 30:	Governmental Activities		
	Principal	Interest	Total
2022	\$ 460,000	\$ 1,353,881	\$ 1,813,881
2023	475,000	1,333,644	1,808,644
2024	495,000	1,312,650	1,807,650
2025	515,000	1,290,744	1,805,744
2026	545,000	1,266,356	1,811,356
2027-2031	3,150,000	5,915,647	9,065,647
2032-2036	4,055,000	5,028,369	9,083,369
2037-2041	5,235,000	3,849,091	9,084,091
2042-2046	6,855,000	2,258,919	9,113,919
2047-2050	4,265,000	434,300	4,699,300
Total	<u>\$ 26,050,000</u>	<u>\$ 24,043,601</u>	<u>\$ 50,093,601</u>

NOTE 8 – DEVELOPER TRANSACTIONS

The Developers have agreed to fund the general operations of the District. In connection with that agreement, Developer contributions to the general fund were \$34,154.

The Developers own a portion of land within the District; therefore, assessment revenues in the general and debt service funds include the assessments levied on those lots owned by the Developers.

NOTE 9 – CONCENTRATION

The District's activity is dependent upon the continued involvement of the Developers, the loss of which would have a material adverse effect on the District's operations.

NOTE 10 – DEFICIT FUND EQUITY

The general fund had a deficit fund balance of (\$93,783) at September 30, 2021. The deficit will be covered by assessments collected in the subsequent period.

NOTE 11 – MANAGEMENT COMPANY

The District has contracted with a management company to perform management advisory services, which include financial and accounting services. Certain employees of the management company also serve as officers (Board appointed non-voting positions) of the District. Under the agreement, the District compensates the management company for management, accounting, financial reporting, and other administrative costs.

NOTE 12 – RISK MANAGEMENT

The District is exposed to various risks of loss related to torts; theft of, damage to, and destruction of assets; errors and omissions; and natural disasters. The District has obtained commercial insurance from independent third parties to mitigate the costs of these risks; coverage may not extend to all situations. There were no settled claims during the past three years.

NOTE 13 – SUBSEQUENT EVENTS

HOA Loan

During the current fiscal year, the District entered into an agreement with the South Fork II Community Association (HOA) to provide \$150,000 in advance funding of the first quarter of fiscal year 2022 operations. The funds were received in October 2022. In January 2022, \$155,000 was repaid to the HOA representing the \$150,000 principal and \$5,000 in administrative fees.

**SOUTH FORK III COMMUNITY DEVELOPMENT DISTRICT
HILLSBOROUGH COUNTY, FLORIDA
SCHEDULE OF REVENUES, EXPENDITURES AND CHANGES IN
FUND BALANCE - BUDGET AND ACTUAL – GENERAL FUND
FOR THE FISCAL YEAR ENDED
SEPTEMBER 30, 2021**

	<u>Budgeted Amounts</u>		Variance with Final Budget - Positive (Negative)
	Original and Final	Actual Amounts	
REVENUES			
Assessments	\$ 747,150	\$ 763,257	\$ 16,107
Interest	-	378	378
Developer contributions	-	34,154	34,154
HOA contributions	-	135,000	135,000
Miscellaneous revenue	-	525	525
Total revenues	<u>747,150</u>	<u>933,314</u>	<u>186,164</u>
EXPENDITURES			
Current:			
General government	124,150	133,198	(9,048)
Physical environment	623,000	870,315	(247,315)
Parks and recreation	-	3,799	(3,799)
Total expenditures	<u>747,150</u>	<u>1,007,312</u>	<u>(260,162)</u>
Excess (deficiency) of revenues over (under) expenditures	<u>\$ -</u>	<u>(73,998)</u>	<u>\$ (73,998)</u>
Fund balance - beginning		<u>(19,785)</u>	
Fund balance - ending		<u>\$ (93,783)</u>	

See notes to required supplementary information

**SOUTH FORK III COMMUNITY DEVELOPMENT DISTRICT
HILLSBOROUGH COUNTY, FLORIDA
NOTES TO REQUIRED SUPPLEMENTARY INFORMATION**

The District is required to establish a budgetary system and an approved Annual Budget for the General Fund. The District's budgeting process is based on estimates of cash receipts and cash expenditures which are approved by the Board. The budget approximates a basis consistent with accounting principles generally accepted in the United States of America (generally accepted accounting principles).

The legal level of budgetary control, the level at which expenditures may not exceed budget, is in the aggregate. Any budget amendments that increase the aggregate budgeted appropriations must be approved by the Board of Supervisors. Actual general fund expenditures for the fiscal year ended September 30, 2021 exceeded appropriations by \$260,162. The over expenditures were partially funded by contributions from the Developer and the homeowners' association.

**SOUTH FORK III COMMUNITY DEVELOPMENT DISTRICT
HILLSBOROUGH COUNTY, FLORIDA
OTHER INFORMATION – DATA ELEMENTS
REQUIRED BY FL STATUTE 218.39(3)(C)
UNAUDITED**

<u>Element</u>	<u>Comments</u>
Number of district employees compensated at 9/30/2021	None
Number of independent contractors compensated in September 2021	None
Employee compensation for FYE 9/30/2021 (paid/accrued)	\$0.00
Independent contractor compensation for FYE 9/30/2021	\$0.00
Construction projects to begin on or after October 1; (>\$65K)	
Budget variance report	See page 23
Ad Valorem taxes;	Not applicable
Millage rate FYE 9/30/2021	Not applicable
Ad valorem taxes collected FYE 9/30/2021	Not applicable
Outstanding Bonds:	Not applicable
Non ad valorem special assessments;	
Special assessment rate FYE 9/30/2021	Operations and maintenance - see next page Debt service - see next page
Special assessments collected FYE 9/30/2021	\$2,896,079.00
Outstanding Bonds:	
Series 2016, due May 1, 2047	see Note 7 page 20 for details
Series 2018, due May 1, 2049	see Note 7 page 20 for details
Series 2019, due November 1, 2049	see Note 7 page 20 for details

**SOUTH FORK III COMMUNITY DEVELOPMENT DISTRICT
HILLSBOROUGH COUNTY, FLORIDA
OTHER INFORMATION – DATA ELEMENTS
REQUIRED BY FL STATUTE 218.39(3)(C) (CONTINUED)
UNAUDITED**

	Debt Service Per Unit	O&M Per Unit
--	-----------------------	--------------

SERIES 2016

PARCEL O		
Single Family 50'	\$1,302.08	\$596.33
Single Family 60'	\$1,562.50	\$715.59
Single Family 70'	\$1,822.92	\$834.86

PARCEL P		
Single Family 50'	\$1,302.08	\$596.33
Single Family 60'	\$1,562.50	\$715.59

PARCEL Q		
Single Family 50'	\$1,302.08	\$596.33
Single Family 65'	\$1,692.70	\$775.23

SERIES 2018

PARCEL P		
Single Family 60'	\$1,875.00	\$715.59

PARCEL Q		
Single Family 50'	\$1,562.50	\$596.33

PARCEL R		
R1 Single Family 50'	\$1,302.08	\$596.33
Single Family 50'	\$1,562.50	\$596.33
Single Family 60'	\$1,875.00	\$715.59

PARCEL S		
Single Family 40'	\$1,250.00	\$477.06
Single Family 50'	\$1,562.50	\$596.33

PARCEL T		
Single Family 50'	\$1,562.50	\$596.33

PARCEL U		
Single Family 50'	\$1,562.50	\$596.33

SERIES 2019 - PARCELS V & W

PARCEL V		
Single Family 40'	\$1,272.96	\$477.06
Single Family 50'	\$1,591.20	\$596.33
Single Family 60'	\$1,909.44	\$715.59

PARCEL W		
Single Family 50'	\$1,591.20	\$596.33
Single Family 60'	\$1,909.44	\$715.59



INDEPENDENT AUDITOR'S REPORT ON INTERNAL CONTROL OVER FINANCIAL REPORTING AND ON COMPLIANCE AND OTHER MATTERS BASED ON AN AUDIT OF FINANCIAL STATEMENTS PERFORMED IN ACCORDANCE WITH GOVERNMENT AUDITING STANDARDS

To the Board of Supervisors
South Fork III Community Development District
Hillsborough, Florida

We have audited, in accordance with the auditing standards generally accepted in the United States of America and the standards applicable to financial audits contained in *Government Auditing Standards* issued by the Comptroller General of the United States, the financial statements of the governmental activities and each major fund of South Fork III Community Development District, Hillsborough County, Florida ("District") as of and for the fiscal year ended September 30, 2021, and the related notes to the financial statements, which collectively comprise the District's basic financial statements, and have issued our opinion thereon dated November 1, 2022.

Internal Control Over Financial Reporting

In planning and performing our audit of the financial statements, we considered the District's internal control over financial reporting (internal control) to determine the audit procedures that are appropriate in the circumstances for the purpose of expressing our opinions on the financial statements, but not for the purpose of expressing an opinion on the effectiveness of the District's internal control. Accordingly, we do not express an opinion on the effectiveness of the District's internal control.

A deficiency in internal control exists when the design or operation of a control does not allow management or employees, in the normal course of performing their assigned functions, to prevent, or detect and correct misstatements on a timely basis. A *material weakness* is a deficiency, or a combination of deficiencies, in internal control, such that there is a reasonable possibility that a material misstatement of the entity's financial statements will not be prevented, or detected and corrected on a timely basis. A *significant deficiency* is a deficiency, or a combination of deficiencies, in internal control that is less severe than a material weakness, yet important enough to merit attention by those charged with governance.

Our consideration of internal control was for the limited purpose described in the first paragraph of this section and was not designed to identify all deficiencies in internal control that might be material weaknesses or, significant deficiencies. Given these limitations, during our audit we did not identify any deficiencies in internal control that we consider to be material weaknesses. However, material weaknesses may exist that have not been identified.

Compliance and Other Matters

As part of obtaining reasonable assurance about whether the District's financial statements are free from material misstatement, we performed tests of its compliance with certain provisions of laws, regulations, contracts, and agreements, noncompliance with which could have a direct and material effect on the determination of financial statement amounts. However, providing an opinion on compliance with those provisions was not an objective of our audit, and accordingly, we do not express such an opinion. The results of our tests disclosed no instances of noncompliance or other matters that are required to be reported under *Government Auditing Standards*.

We noted certain matters that we reported to management of the District in a separate letter dated November 1, 2022.

The District's responses to the findings identified in our audit are described in the accompanying Management Letter. We did not audit the District's responses and, accordingly, we express no opinion on them.

Purpose of this Report

The purpose of this report is solely to describe the scope of our testing of internal control and compliance and the results of that testing, and not to provide an opinion on the effectiveness of the entity's internal control or on compliance. This report is an integral part of an audit performed in accordance with *Government Auditing Standards* in considering the entity's internal control and compliance. Accordingly, this communication is not suitable for any other purpose.

A handwritten signature in blue ink that reads "B. Law & Associates".

November 1, 2022



**INDEPENDENT AUDITOR'S REPORT ON COMPLIANCE WITH THE
REQUIREMENTS OF SECTION 218.415, FLORIDA STATUTES, REQUIRED BY
RULE 10.556(10) OF THE AUDITOR GENERAL OF THE STATE OF FLORIDA**

To the Board of Supervisors
South Fork III Community Development District
Hillsborough, Florida

We have examined South Fork III Community Development District, Hillsborough County, Florida's ("District") compliance with the requirements of Section 218.415, Florida Statutes, in accordance with Rule 10.556(10) of the Auditor General of the State of Florida during the for the fiscal year ended September 30, 2021. Management is responsible for the District's compliance with those requirements. Our responsibility is to express an opinion on the District's compliance based on our examination.

Our examination was conducted in accordance with attestation standards established by the American Institute of Certified Public Accountants. Those standards require that we plan and perform the examination to obtain reasonable assurance about whether the District complied, in all material respects, with the specified requirements referenced in Section 218.415, Florida Statutes. An examination involves performing procedures to obtain evidence about whether the District complied with the specified requirements. The nature, timing, and extent of the procedures selected depend on our judgment, including an assessment of the risks of material noncompliance, whether due to fraud or error. We believe that the evidence we obtained is sufficient and appropriate to provide a reasonable basis for our opinion. Our examination does not provide a legal determination on the District's compliance with specified requirements.

In our opinion, the District complied, in all material respects, with the aforementioned requirements for the fiscal year ended September 30, 2021.

This report is intended solely for the information and use of the Legislative Auditing Committee, members of the Florida Senate and the Florida House of Representatives, the Florida Auditor General, management, and the Board of Supervisors of South Fork III Community Development District, Hillsborough County, Florida and is not intended to be and should not be used by anyone other than these specified parties.

Grau & Associates

November 1, 2022



**MANAGEMENT LETTER PURSUANT TO THE RULES OF
THE AUDITOR GENERAL FOR THE STATE OF FLORIDA**

To the Board of Supervisors
South Fork III Community Development District
Hillsborough, Florida

Report on the Financial Statements

We have audited the accompanying basic financial statements of South Fork III Community Development District, Hillsborough County, Florida ("District") as of and for the fiscal year ended September 30, 2021, and have issued our report thereon dated November 1, 2022.

Auditor's Responsibility

We conducted our audit in accordance with auditing standards generally accepted in the United States of America; the standards applicable to financial audits contained in *Government Auditing Standards*, issued by the Comptroller General of the United States; and Chapter 10.550, Rules of the Auditor General.

Other Reporting Requirements

We have issued our Independent Auditor's Report on Internal Control over Financial Reporting and on Compliance and Other Matters based on an audit of the financial statements performed in accordance with *Government Auditing Standards*; and Independent Auditor's Report on an examination conducted in accordance with *AICPA Professional Standards*, AT-C Section 315, regarding compliance requirements in accordance with Chapter 10.550, Rules of the Auditor General. Disclosures in those reports, which are dated November 1, 2022, should be considered in conjunction with this management letter.

Purpose of this Letter

The purpose of this letter is to comment on those matters required by Chapter 10.550 of the Rules of the Auditor General of the state of Florida. Accordingly, in connection with our audit of the financial statements of the District, as described in the first paragraph, we report the following:

- I. Current year findings and recommendations.**
- II. Status of prior year findings and recommendations.**
- III. Compliance with the Provisions of the Auditor General of the State of Florida.**

Our management letter is intended solely for the information and use of the Legislative Auditing Committee, members of the Florida Senate and the Florida House of Representatives, the Florida Auditor General, Federal and other granting agencies, as applicable, management, and the Board of Supervisors of South Fork III Community Development District, Hillsborough County, Florida and is not intended to be and should not be used by anyone other than these specified parties.

We wish to thank South Fork III Community Development District, Hillsborough County, Florida and the personnel associated with it, for the opportunity to be of service to them in this endeavor as well as future engagements, and the courtesies extended to us.

Grau & Associates

November 1, 2022

REPORT TO MANAGEMENT

I. CURRENT YEAR FINDINGS AND RECOMMENDATIONS

2021-01 Budget:

Observation: Actual expenditures exceeded appropriations in the general fund for the fiscal year ended September 30, 2020.

Recommendation: The District should amend the budget during the fiscal year or within statutory guidelines to ensure that all expenditures are properly budgeted.

Reference Numbers for Prior Years Findings: 2018-01, 2019-01, 2020-01

Management Response: Management will ensure that district manager and the management team will provide a budget amendment per statutory requirements.

2021-02 Internal controls over management contract:

Observation: During procedures it was noted that there were additional charges for other services without an amended contract or prior Board approval for the specific items noted in the minutes.

Recommendation: Management should ensure that prior to increasing any fees or incurring additional charges the contract is amended or the Board specifically approves these charges prior to them being incurred. Board approval should be documented in the minutes.

Management Response: Management will ensure that Board approval is documented in the minutes prior to increasing any fees or incurring additional charges.

II. PRIOR YEAR FINDINGS AND RECOMMENDATIONS

2018-01, 2019-01, 2020-01 Budget:

Current Status: Matter has not been resolved. See finding no. 2021-01 above.

2020-02 Internal controls over management contract:

Current Status: Matter has not been resolved. See finding no. 2021-02 above.

III. COMPLIANCE WITH THE PROVISIONS OF THE AUDITOR GENERAL OF THE STATE OF FLORIDA

Unless otherwise required to be reported in the auditor's report on compliance and internal controls, the management letter shall include, but not be limited to the following:

1. A statement as to whether or not corrective actions have been taken to address findings and recommendations made in the preceding annual financial audit report.

There were no significant findings and recommendations made in the preceding annual financial audit report for the fiscal year ended September 30, 2020, except as noted above.

2. Any recommendations to improve the local governmental entity's financial management.

There were no such matters discovered by, or that came to the attention of, the auditor, to be reported for the fiscal year ended September 30, 2021, except as noted above.

REPORT TO MANAGEMENT (Continued)

3. Noncompliance with provisions of contracts or grant agreements, or abuse, that have occurred, or are likely to have occurred, that have an effect on the financial statements that is less than material but which warrants the attention of those charged with governance.

There were no such matters discovered by, or that came to the attention of, the auditor, to be reported, for the fiscal year ended September 30, 2021, except as noted above.

4. The name or official title and legal authority of the District are disclosed in the notes to the financial statements.
5. The District has not met one or more of the financial emergency conditions described in Section 218.503(1), Florida Statutes.
6. We applied financial condition assessment procedures and no deteriorating financial conditions were noted as of September 30, 2021. It is management's responsibility to monitor financial condition, and our financial condition assessment was based in part on representations made by management and the review of financial information provided by same.
7. Management has provided the specific information required by Section 218.39(3)(c) in the Other Information section of the financial statements on pages 25-26.

RESOLUTION 2023-07

A RESOLUTION OF THE BOARD OF SUPERVISORS OF THE SOUTH FORK III COMMUNITY DEVELOPMENT DISTRICT APPROVING A PROPOSED OPERATION AND MAINTENANCE BUDGET FOR FISCAL YEAR 2023/2024; SETTING A PUBLIC HEARING THEREON PURSUANT TO FLORIDA LAW; ADDRESSING TRANSMITTAL, POSTING, AND PUBLICATION REQUIREMENTS; AND PROVIDING AN EFFECTIVE DATE.

WHEREAS, the District Manager prepared and submitted to the Board of Supervisors (“**Board**”) of the South Fork III Community Development District (“**District**”) prior to June 15, 2023 a proposed operation and maintenance budget for the fiscal year beginning October 1, 2023 and ending September 30, 2024 (“**Proposed Budget**”); and

WHEREAS, the Board has considered the Proposed Budget and desires to approve the Proposed Budget and set the required public hearing thereon.

NOW, THEREFORE, BE IT RESOLVED BY THE BOARD OF SUPERVISORS OF THE SOUTH FORK III COMMUNITY DEVELOPMENT DISTRICT:

1. **PROPOSED BUDGET APPROVED.** The Proposed Budget, including any modifications made by the Board, attached hereto as **Exhibit A** is hereby approved as the basis for conducting a public hearing to adopt said Proposed Budget.

2. **SETTING A PUBLIC HEARING.** The public hearing on said Proposed Budget is hereby declared and set for the following date, hour, and location:

DATE: August 15, 2023

HOUR: 5:00 p.m.

LOCATION: The South Fork III CDD Clubhouse
11771 Ambleside Blvd.
Riverview, FL 33579

3. **TRANSMITTAL OF PROPOSED BUDGET TO LOCAL GENERAL PURPOSE GOVERNMENT.** The District Manager is hereby directed to submit a copy of the Proposed Budget to Hillsborough County at least 60 days prior to the hearing set above.

4. **POSTING OF PROPOSED BUDGET.** In accordance with Section 189.016, Florida Statutes, the District’s Secretary is further directed to post the Proposed Budget on the District’s website at least 2 days before the budget hearing date and shall remain on the website for at least 45 days.

5. **PUBLICATION OF NOTICE.** Notice of this public hearing shall be published in the manner prescribed by Florida law.

6. **EFFECTIVE DATE.** This Resolution shall take effect immediately upon adoption.

PASSED AND ADOPTED ON June 13, 2023

Attest:

**South Fork III Community
Development District**

Print Name: _____
Secretary / Assistant Secretary

Print Name: _____
Chair/Vice Chair of the Board of Supervisors

Exhibit A: Proposed Budget for Fiscal Year 2023/2024

2024

SOUTH FORK III

COMMUNITY DEVELOPMENT DISTRICT

FISCAL YEAR 2024 PROPOSED ANNUAL OPERATING BUDGET



SOUTH FORK III

COMMUNITY DEVELOPMENT DISTRICT

FISCAL YEAR 2024 PROPOSED ANNUAL OPERATING BUDGET

TABLE OF CONTENTS

<u>SECTION</u>	<u>DESCRIPTION</u>	<u>PAGE</u>
I.	BUDGET INTRODUCTION	1
II.	FISCAL YEAR 2023 BUDGET ANALYSIS	2
III.	FINAL OPERATING BUDGET.....	3
IV.	GENERAL FUND 001 DESCRIPTIONS.....	4
V.	DEBT SERVICE FUND.....	7
VI.	SCHEDULE OF ANNUAL ASSESSMENTS	10

June 13 2023

SOUTH FORK III COMMUNITY DEVELOPMENT DISTRICT

BUDGET INTRODUCTION

Background Information

The South Fork III Community Development District is a local special purpose government authorized by Chapter 190, Florida Statutes, as amended. The Community Development District (CDD) is an alternative method for planning, financing, acquiring, operating and maintaining community-wide infrastructure in master planned communities. The CDD also is a mechanism that provides a “solution” to the State’s needs for delivery of capital infrastructure to service projected growth without overburdening other governments and their taxpayers. CDDs represent a major advancement in Florida’s effort to manage its growth effectively and efficiently. This allows the community to set a higher standard for construction along with providing a long-term solution to the operation and maintenance of community facilities.

The following report represents the District budget for Fiscal Year 2024, which begins on October 1, 2023. The District budget is organized by fund to segregate financial resources and ensure that the segregated resources are used for their intended purpose, and the District has established the following funds.

<u>Fund Number</u>	<u>Fund Name</u>	<u>Services Provided</u>
001	General Fund	Operations and Maintenance of Community Facilities Financed by Non-Ad Valorem Assessments
200	Debt Service Fund	Collection of Special Assessments for Debt Service on the Series 2016 Special Assessment Revenue Bonds
202	Debt Service Fund	Collection of Special Assessments for Debt Service on the Series 2018 Special Assessment Revenue Refunding Bonds
203	Debt Service Fund	Collection of Special Assessments for Debt Service on the Series 2019 Parcels V & W Special Assessment Revenue Bonds

Facilities of the District

The District’s existing facilities include storm-water management (lake and water control structures), wetland preserve areas, street lighting, landscaping, entry signage, entry features, irrigation distribution facilities, recreational center, parks, pool facility, tennis courts and other related public improvements.

Maintenance of the Facilities

In order to maintain the facilities, the District conducts hearings to adopt an operating budget each year. This budget includes a detailed description of the maintenance program along with an estimate of the cost of the program. The funding of the maintenance budget is levied as a non-ad valorem assessment on your property by the District Board of Supervisors.

SOUTH FORK III COMMUNITY DEVELOPMENT DISTRICT

GENERAL FUND 001

FINANCIAL & ADMINISTRATIVE

District Manager

The District retains the services of a consulting manager, who is responsible for the daily administration of the District's business, including any and all financial work related to the Bond Funds and Operating Funds of the District, and preparation of the minutes of the Board of Supervisors. In addition, the District Manager prepares the Annual Budget(s), implements all policies of the Board of Supervisors, and attends all meetings of the Board of Supervisors.

District Engineer

Consists of attendance at scheduled meetings of the Board of Supervisors, offering advice and consultation on all matters related to the works of the District, such as bids for yearly contracts, operating policy, compliance with regulatory permits, etc.

Disclosure Reporting

On a quarterly and annual basis, disclosure of relevant district information is provided to the Muni Council, as required within the bond indentures.

Trustees Fees

This item relates to the fee assessed for the annual administration of bonds outstanding, as required within the bond indentures.

Auditing Services

The District is required to annually undertake an independent examination of its books, records and accounting procedures. This audit is conducted pursuant to State Law and the Rules of the Auditor General.

Postage, Phone, Fax, Copies

This item refers to the cost of materials and service to produce agendas and conduct day-to-day business of the District.

Miscellaneous Administration

This is required of the District to store its official records.

Public Officials Insurance

The District carries Public Officials Liability in the amount of \$1,000,000.

Legal Advertising

This is required to conduct the official business of the District in accordance with the Sunshine Law and other advertisement requirements as indicated by the Florida Statutes.

Bank Fees

The District operates a checking account for expenditures and receipts.

Dues, Licenses & Fees

The District is required to file with the County and State each year.

SOUTH FORK III COMMUNITY DEVELOPMENT DISTRICT

GENERAL FUND 001

Miscellaneous Fees

To provide for unbudgeted administrative expenses.

Investment Reporting Fees

This is to provide an investment report to the District on a quarterly basis.

Office Supplies

Cost of daily supplies required by the District to facilitate operations.

Technology Services

This is to upgrade and keep current the operating components to comply with new governmental accounting standards along with basic website maintenance.

Website Administration

This is for maintenance and administration of the Districts official website.

Capital Outlay

This is to purchase new equipment as required.

LEGAL COUNSEL

District Counsel

Requirements for legal services are estimated at an annual expenditures on an as needed and also cover such items as attendance at scheduled meetings of the Board of Supervisor's, Contract preparation and review, etc.

ELECTRIC UTILITY SERVICES

Electric Utility Services

This item is for street lights, pool, recreation facility and other common element electricity

GARBAGE/SOLID WASTE CONTROL SERVICES

Garbage Collection

This item is for pick up at the recreation facility and parks as needed.

WATER-SEWER COMBINATION SERVICES

Water Utility Services

This item is for the potable and non-potable water used for irrigation.

OTHER PHYSICAL ENVIRONMENT

Waterway Management System

This item is for maintaining the multiple waterways that compose the District's waterway management system and aids in controlling nuisance vegetation that may otherwise restrict the flow of water.

Property & Casualty Insurance

The District carries \$1,000,000 in general liability and also has sovereign immunity.

Entry & Walls Maintenance

This item is for maintaining the main entry feature and other common area walls.

Landscape Maintenance

The District contracts with a professional landscape firm to provide service through a public bid process. This fee does not include replacement material or irrigation repairs.

SOUTH FORK III

COMMUNITY DEVELOPMENT DISTRICT

GENERAL FUND 001

Miscellaneous Landscape

This item is for any unforeseen circumstances that may effect the appearance of the landscape program.

Plant Replacement Program

This item is for landscape items that may need to be replaced during the year.

Property Taxes

This item is for property taxes assessed to lands within the District.

Irrigation Maintenance

Repairs necessary for everyday operation of the irrigation system to ensure its effectiveness.

Pool Maintenance

This item is necessary to contract with a vendor to maintain the pool within state guidelines for public use.

Clubhouse Maintenance

This item provides for operations, maintenance, and supplies to the District's Amenity Center.

SOUTH FORK III

COMMUNITY DEVELOPMENT DISTRICT

	Fiscal Year 2023 Amended Operating Budget	Current Period Actuals 10/1/22 - 3/31/23	Projected Revenues & Expenditures 4/1/23 to 9/30/23	Total Actuals and Projections Through 9/30/23	Over/(Under) Budget Through 9/30/23
REVENUES					
SPECIAL ASSESSMENTS - SERVICE CHARGES					
Special Assmnts- Tax Collector	1,111,369.00	1,103,918.00	9,846.51	1,113,764.51	2,395.51
TOTAL SPECIAL ASSESSMENTS - SERVICE CHARGES	\$1,111,369.00	\$1,103,918.00	\$9,846.51	\$1,113,764.51	\$2,395.51
INTEREST EARNINGS					
Interest Earnings	0.00	0.00	0.00	0.00	0.00
Interest - Tax Collector	0.00	41.00	0.00	41.00	41.00
TOTAL INTEREST EARNINGS	\$0.00	\$41.00	\$0.00	\$0.00	\$0.00
Other Miscellaneous Revenues					
Card Revenue	0.00	0.00	250.00	250.00	250.00
Event Revenue	0.00	2,000.00	575.00	2,575.00	2,575.00
TOTAL EVENT REVENUE	\$0.00	\$2,000.00	\$575.00	\$2,575.00	\$2,575.00
TOTAL REVENUES	\$1,111,369.00	\$1,105,959.00	\$10,421.51	\$1,116,339.51	\$4,970.51
EXPENDITURES					
LEGISLATIVE					
Supervisor Fees	12,000.00	3,400.00	8,600.00	12,000.00	0.00
TOTAL LEGISLATIVE	\$12,000.00	\$3,400.00	\$8,600.00	\$12,000.00	\$0.00
FINANCIAL & ADMINISTRATIVE					
District Manager	60,000.00	25,000.00	35,000.00	60,000.00	0.00
District Engineer	5,000.00	4,544.00	2,456.00	7,000.00	2,000.00
Disclosure Report	12,600.00	5,250.00	7,350.00	12,600.00	0.00
ProfServ-Trustee Fees	13,000.00	6,483.00	6,517.00	13,000.00	0.00
Auditing Services	7,300.00	0.00	7,300.00	7,300.00	0.00
Mailed Notices - Postage	0.00	3,488.00	1,512.00	5,000.00	5,000.00
Postage, Phone, Faxes, Copies	300.00	90.00	210.00	300.00	0.00
Public Officials Insurance	3,110.00	2,786.00	0.00	2,786.00	(324.00)
Legal Advertising	1,500.00	2,259.00	0.00	2,259.00	759.00
Misc-Taxes	0.00	714.00	0.00	714.00	714.00
Bank Fees	35.00	0.00	100.00	100.00	65.00
Dues, Licenses, & Fees	250.00	175.00	0.00	175.00	(75.00)
Web Administration	1,516.00	625.00	875.00	1,500.00	(16.00)
ADA Website Compliance	1,528.00	4,633.00	0.00	4,633.00	3,105.00
TOTAL FINANCIAL & ADMINISTRATIVE	\$106,139.00	\$56,047.00	\$61,320.00	\$117,367.00	\$11,228.00
LEGAL COUNSEL					
District Counsel	12,000.00	9,321.00	2,679.00	12,000.00	0.00
TOTAL LEGAL COUNSEL	\$12,000.00	\$9,321.00	\$2,679.00	\$12,000.00	\$0.00
ELECTRIC UTILITY SERVICES					
Electric Utility Services	250,000.00	137,840.00	112,160.00	250,000.00	0.00
TOTAL ELECTRIC UTILITY SERVICES	\$250,000.00	\$137,840.00	\$112,160.00	\$250,000.00	\$0.00
GARBAGE/SOLID WASTE CONTROL SERVICES					
Garbage Collection	2,548.00	1,397.00	(122.00)	1,275.00	(1,273.00)
TOTAL GARBAGE/SOLID WASTE CONTROL SERVICES	\$2,548.00	\$1,397.00	(\$122.00)	\$1,275.00	(\$1,273.00)
WATER-SEWER COMBINATION SERVICES					
Water Utility Services	50,000.00	2,540.00	3,600.00	6,140.00	(43,860.00)
TOTAL WATER-SEWER COMBINATION SERVICES	\$50,000.00	\$2,540.00	\$3,600.00	\$6,140.00	(\$43,860.00)
OTHER PHYSICAL ENVIRONMENT					
Onsite Staff	58,000.00	29,167.00	28,833.00	58,000.00	0.00
Insurance -Property & Casualty	25,000.00	28,022.00	0.00	28,022.00	3,022.00
Insurance Deductible	0.00	0.00	0.00	0.00	0.00
Waterway Management	29,640.00	26,980.00	5,020.00	32,000.00	2,360.00
Landscape Maintenance	231,539.00	91,223.00	140,316.00	231,539.00	0.00
Landscape Maint. - Seasonal Color Program	12,375.00	12,625.00	0.00	12,625.00	250.00
Plant Replacement Program	35,000.00	0.00	35,000.00	35,000.00	0.00
Landscape- Storm Clean Up & Tree Removal	0.00	20,657.00	0.00	20,657.00	20,657.00
Irrigation Maintenance	9,000.00	13,469.00	1,531.00	15,000.00	6,000.00
Contracts-Pools	19,500.00	9,628.00	9,750.00	19,378.00	(122.00)
Internet Service	0.00	4,321.00	2,112.00	6,433.00	6,433.00
Op Supplies - Clubhouse	1,000.00	1,266.00	234.00	1,500.00	500.00
Landscape - Mulch	0.00	0.00	0.00	0.00	0.00
Security System Monitoring	0.00	0.00	0.00	0.00	0.00
Holiday Lighting	0.00	0.00	0.00	0.00	0.00
Mitigation Area Monitoring & Maintenance	0.00	0.00	0.00	0.00	0.00
Contracts-Envirom'l Monitoring	0.00	0.00	0.00	0.00	0.00
Misc-Contingency	0.00	0.00	0.00	0.00	0.00
Contracts-Termite Inspection	0.00	0.00	0.00	0.00	0.00
TOTAL OTHER PHYSICAL ENVIRONMENT	\$421,054.00	\$237,358.00	\$222,796.00	\$460,154.00	\$39,100.00
CAPITAL RESERVES					
Ist Quarter Operating Capital	57,628.00	0.00	57,628.00	57,628.00	0.00
Operating Loan Repayment	200,000.00	0.00	200,000.00	200,000.00	0.00
TOTAL CAPITAL RESERVES	\$257,628.00	\$0.00	\$257,628.00	\$257,628.00	\$0.00
TOTAL EXPENDITURES	\$1,111,369.00	\$447,903.00	\$668,661.00	\$1,116,564.00	\$5,195.00
EXCESS OF REVENUES OVER/(UNDER) EXPENDITURES	\$0.00	\$658,056.00	(\$658,239.49)	(\$224.49)	(\$224.49)

SOUTH FORK III

COMMUNITY DEVELOPMENT DISTRICT

	Fiscal Year 2023 Amended Operating Budget	Current Period Actuals 10/1/22 - 3/31/23	Projected Revenues & Expenditures 4/1/23 to 9/30/23	Total Actuals and Projections Through 9/30/23	Over/(Under) Budget Through 9/30/23	Fiscal Year 2024 Final Operating Budget	Increase / (Decrease) from FY 2023 to FY 2024
REVENUES							
SPECIAL ASSESSMENTS - SERVICE CHARGES							
Operations & Maintenance Assmts-Tax Roll	1,111,369.00	1,103,918.00	9,846.51	1,113,764.51	2,395.51	1,111,369.00	(0.00)
TOTAL SPECIAL ASSESSMENTS - SERVICE CHARGES	\$1,111,369.00	\$1,103,918.00	\$9,846.51	\$1,113,764.51	\$2,395.51	\$1,111,369.00	(\$0.00)
INTEREST EARNINGS							
Interest Earnings	0.00	0.00	0.00	0.00	0.00	0.00	0.00
Interest - Tax Collector	0.00	41.00	0.00	41.00	41.00	0.00	0.00
TOTAL INTEREST EARNINGS	\$0.00	\$0.00	\$0.00	\$0.00	\$0.00	\$0.00	\$0.00
Other Miscellaneous Revenues							
Card Revenue	0.00	0.00	250.00	250.00	250.00	0.00	0.00
Event Revenue	0.00	2,000.00	575.00	2,575.00	2,575.00	0.00	0.00
TOTAL EVENT REVENUE	\$0.00	\$2,000.00	\$575.00	\$2,575.00	\$2,575.00	\$0.00	\$0.00
TOTAL REVENUES	\$1,111,369.00	\$1,105,918.00	\$10,421.51	\$1,116,339.51	\$4,970.51	\$1,111,369.00	(\$0.00)
EXPENDITURES							
LEGISLATIVE							
Supervisor Fees	12,000.00	3,400.00	8,600.00	12,000.00	0.00	12,000.00	0.00
TOTAL LEGISLATIVE	\$12,000.00	\$3,400.00	\$8,600.00	\$12,000.00	\$0.00	\$12,000.00	\$0.00
FINANCIAL & ADMINISTRATIVE							
District Manager	60,000.00	25,000.00	35,000.00	60,000.00	0.00	60,000.00	0.00
District Engineer	5,000.00	4,544.00	2,456.00	7,000.00	2,000.00	5,000.00	0.00
Disclosure Report	12,600.00	5,250.00	7,350.00	12,600.00	0.00	12,600.00	0.00
ProfServ-Trustee Fees	13,000.00	6,483.00	6,517.00	13,000.00	0.00	13,000.00	0.00
Auditing Services	7,300.00	0.00	7,300.00	7,300.00	0.00	7,300.00	0.00
Mailed Notices - Postage	0.00	3,488.00	1,512.00	5,000.00	5,000.00	3,000.00	3,000.00
Postage, Phone, Faxes, Copies	300.00	90.00	210.00	300.00	0.00	300.00	0.00
Public Officials Insurance	3,110.00	2,786.00	0.00	2,786.00	(324.00)	3,203.00	93.00
Legal Advertising	1,500.00	2,259.00	0.00	2,259.00	759.00	3,100.00	1,600.00
Misc-Taxes	0.00	714.00	0.00	714.00	714.00	714.00	714.00
Bank Fees	35.00	0.00	100.00	100.00	65.00	100.00	65.00
Dues, Licenses, & Fees	250.00	175.00	0.00	175.00	(75.00)	175.00	(75.00)
Web Administration	1,516.00	625.00	875.00	1,500.00	(16.00)	0.00	(1,516.00)
ADA Website Compliance	1,528.00	4,633.00	0.00	4,633.00	3,105.00	1,528.00	0.00
TOTAL FINANCIAL & ADMINISTRATIVE	\$106,139.00	\$56,047.00	\$61,320.00	\$117,367.00	\$11,228.00	\$110,020.00	\$3,881.00
LEGAL COUNSEL							
District Counsel	12,000.00	9,321.00	2,679.00	12,000.00	0.00	12,000.00	0.00
TOTAL LEGAL COUNSEL	\$12,000.00	\$9,321.00	\$2,679.00	\$12,000.00	\$0.00	\$12,000.00	\$0.00
ELECTRIC UTILITY SERVICES							
Electric Utility Services	250,000.00	137,840.00	112,160.00	250,000.00	0.00	250,000.00	0.00
TOTAL ELECTRIC UTILITY SERVICES	\$250,000.00	\$137,840.00	\$112,160.00	\$250,000.00	\$0.00	\$250,000.00	\$0.00
GARBAGE/SOLID WASTE CONTROL SERVICES							
Garbage Collection	2,548.00	1,397.00	(122.00)	1,275.00	(1,273.00)	2,800.00	252.00
TOTAL GARBAGE/SOLID WASTE CONTROL SERVICES	\$2,548.00	\$1,397.00	(\$122.00)	\$1,275.00	(\$1,273.00)	\$2,800.00	\$252.00
WATER-SEWER COMBINATION SERVICES							
Water Utility Services	50,000.00	2,540.00	3,600.00	6,140.00	(43,860.00)	7,500.00	(42,500.00)
TOTAL WATER-SEWER COMBINATION SERVICES	\$50,000.00	\$2,540.00	\$3,600.00	\$6,140.00	(\$43,860.00)	\$7,500.00	(\$42,500.00)
OTHER PHYSICAL ENVIRONMENT							
Onsite Staff	58,000.00	29,167.00	28,833.00	58,000.00	0.00	65,920.00	7,920.00
Insurance - Property & Casualty	25,000.00	28,022.00	0.00	28,022.00	3,022.00	29,879.00	4,879.00
Insurance Deductible	0.00	0.00	0.00	0.00	0.00	17,500.00	17,500.00
Waterway Management	29,640.00	26,980.00	5,020.00	32,000.00	2,360.00	29,640.00	0.00
Landscape Maintenance	231,539.00	91,223.00	140,316.00	231,539.00	0.00	227,980.00	(3,559.00)
Landscape Maint. - Seasonal Color Program	12,375.00	12,625.00	0.00	12,625.00	250.00	0.00	(12,375.00)
Plant Replacement Program	35,000.00	0.00	35,000.00	35,000.00	0.00	35,000.00	0.00
Landscape- Storm Clean Up & Tree Removal	0.00	20,657.00	0.00	20,657.00	20,657.00	0.00	0.00
Irrigation Maintenance	9,000.00	13,469.00	1,531.00	15,000.00	6,000.00	9,000.00	0.00
Contracts-Pools	19,500.00	9,628.00	9,750.00	19,378.00	(122.00)	19,500.00	0.00
Internet Service	0.00	4,321.00	2,112.00	6,433.00	6,433.00	4,500.00	4,500.00
Op Supplies - Clubhouse	1,000.00	1,286.00	234.00	1,500.00	500.00	1,000.00	0.00
Landscape - Mulch	0.00	0.00	0.00	0.00	0.00	18,300.00	18,300.00
Security System Monitoring	0.00	0.00	0.00	0.00	0.00	11,772.00	11,772.00
Holiday Lighting	0.00	0.00	0.00	0.00	0.00	5,000.00	5,000.00
Mitigation Area Monitoring & Maintenance	0.00	0.00	0.00	0.00	0.00	6,600.00	6,600.00
Contracts-Environ'l Monitoring	0.00	0.00	0.00	0.00	0.00	11,550.00	11,550.00
Misc-Contingency	0.00	0.00	0.00	0.00	0.00	75,999.00	75,999.00
Contracts-Termite Inspection	0.00	0.00	0.00	0.00	0.00	200.00	200.00
TOTAL OTHER PHYSICAL ENVIRONMENT	\$421,054.00	\$237,358.00	\$222,796.00	\$460,154.00	\$39,100.00	\$569,340.00	\$18,865.00
CAPITAL RESERVES							
1st Quarter Operating Capital	57,628.00	0.00	57,628.00	57,628.00	0.00	147,709.00	90,081.00
Operating Loan Repayment	200,000.00	0.00	200,000.00	200,000.00	0.00	0.00	(200,000.00)
TOTAL CAPITAL RESERVES	\$257,628.00	\$0.00	\$257,628.00	\$257,628.00	\$0.00	\$147,709.00	(\$109,919.00)
TOTAL EXPENDITURES	\$1,111,369.00	\$447,903.00	\$668,661.00	\$1,116,564.00	\$5,195.00	\$1,111,369.00	(\$129,421.00)
EXCESS OF REVENUES OVER/(UNDER) EXPENDITURES	\$0.00	\$658,015.00	(\$658,239.49)	(\$224.49)	(\$224.49)	(\$0.00)	\$129,421.00

SOUTH FORK III

COMMUNITY DEVELOPMENT DISTRICT

DEBT SERVICE FUND

SERIES 2016

REVENUES

CDD Debt Service Assessments	\$	590,119
TOTAL REVENUES	\$	590,119

EXPENDITURES

Series 2016 May Bond Principal Payment	\$	165,000
Series 2016 May Bond Interest Payment	\$	214,622
Series 2016 November Bond Interest Payment	\$	210,497
TOTAL EXPENDITURES	\$	590,119
EXCESS OF REVENUES OVER EXPENDITURES	\$	-

ANALYSIS OF BONDS OUTSTANDING

Bonds Outstanding - Period Ending 11/1/2023	\$	7,855,000
Principal Payment Applied Toward Series 2016 Bonds	\$	165,000
Bonds Outstanding - Period Ending 11/1/2024	\$	7,690,000

SOUTH FORK III

COMMUNITY DEVELOPMENT DISTRICT

DEBT SERVICE FUND

SERIES 2018

REVENUES

CDD Debt Service Assessments	\$	755,213
TOTAL REVENUES	\$	755,213

EXPENDITURES

Series 2018 May Bond Principal Payment	\$	205,000
Series 2018 May Bond Interest Payment	\$	275,106
Series 2018 November Bond Interest Payment	\$	275,106
TOTAL EXPENDITURES	\$	755,213
EXCESS OF REVENUES OVER EXPENDITURES	\$	-

ANALYSIS OF BONDS OUTSTANDING

Bonds Outstanding - Period Ending 11/1/2023	\$	10,665,000
Principal Payment Applied Toward Series 2018 Bonds	\$	205,000
Bonds Outstanding - Period Ending 11/1/2024	\$	10,460,000

SOUTH FORK III

COMMUNITY DEVELOPMENT DISTRICT

(1)

SCHEDULE OF ANNUAL ASSESSMENTS

Lot Size	EBU Value	Unit Count	Debt Service Per Unit	O&M Per Unit	FY 2024 Total Assessment	FY 2023 Total Assessment	Total Increase / (Decrease) in Annual Assmt	Percentage of Increase / (Decrease) in Annual Assmt
----------	-----------	------------	-----------------------	--------------	--------------------------	--------------------------	---	---

SERIES 2016

PARCEL O								
Single Family 50'	1.00	61	\$1,302.08	\$887.02	\$2,189.10	\$2,189.10	\$0.00	0.00%
Single Family 60'	1.20	47	\$1,562.50	\$1,064.42	\$2,626.92	\$2,626.92	\$0.00	0.00%
Single Family 70'	1.40	11	\$1,822.92	\$1,241.83	\$3,064.75	\$3,064.75	\$0.00	0.00%
PARCEL P								
Single Family 50'	1.00	47	\$1,302.08	\$887.02	\$2,189.10	\$2,189.10	\$0.00	0.00%
Single Family 60'	1.20	175	\$1,562.50	\$1,064.42	\$2,626.92	\$2,626.92	\$0.00	0.00%
PARCEL Q								
Single Family 50'	1.00	3	\$1,302.08	\$887.02	\$2,189.10	\$2,189.10	\$0.00	0.00%
Single Family 65'	1.30	83	\$1,692.70	\$1,153.12	\$2,845.82	\$2,845.82	\$0.00	0.00%

SERIES 2018

PARCEL P								
Single Family 60'	1.20	12	\$1,875.00	\$1,064.42	\$2,939.42	\$2,939.42	\$0.00	0.00%
PARCEL Q								
Single Family 50'	1.00	71	\$1,562.50	\$887.02	\$2,449.52	\$2,449.52	\$0.00	0.00%
PARCEL R								
R1 Single Family 50'	1.00	74	\$1,302.08	\$887.02	\$2,189.10	\$2,189.10	\$0.00	0.00%
Single Family 50'	1.00	33	\$1,562.50	\$887.02	\$2,449.52	\$2,449.52	\$0.00	0.00%
Single Family 60'	1.20	53	\$1,875.00	\$1,064.42	\$2,939.42	\$2,939.42	\$0.00	0.00%
PARCEL S								
Single Family 40'	0.80	92	\$1,250.00	\$709.62	\$1,959.62	\$1,959.62	\$0.00	0.00%
Single Family 50'	1.00	20	\$1,562.50	\$887.02	\$2,449.52	\$2,449.52	\$0.00	0.00%
PARCEL T								
Single Family 50'	1.00	58	\$1,562.50	\$887.02	\$2,449.52	\$2,449.52	\$0.00	0.00%
PARCEL U								
Single Family 50'	1.00	119	\$1,562.50	\$887.02	\$2,449.52	\$2,449.52	\$0.00	0.00%

SERIES 2019 - PARCELS V & W

PARCEL V								
Single Family 40'	0.80	53	\$1,272.96	\$709.62	\$1,982.58	\$1,982.58	\$0.00	0.00%
Single Family 50'	1.00	53	\$1,591.20	\$887.02	\$2,478.22	\$2,478.22	\$0.00	0.00%
Single Family 60'	1.20	81	\$1,909.44	\$1,064.42	\$2,973.86	\$2,973.86	\$0.00	0.00%
PARCEL W								
Single Family 50'	1.00	53	\$1,591.20	\$887.02	\$2,478.22	\$2,478.22	\$0.00	0.00%
Single Family 60'	1.20	50	\$1,909.44	\$1,064.42	\$2,973.86	\$2,973.86	\$0.00	0.00%
COMMERCIAL								
Commercial	0.15	5	\$0.00	\$600.70	\$600.70	\$600.70	\$0.00	0.00%

TOTAL COUNT	1,254
--------------------	-------

Notations:

⁽¹⁾ Annual assessments for are adjusted for collection costs and statutory discounts for early payment.

⁽²⁾ Maintenance assessment included in platted parcel totals.

⁽³⁾ Commercial assessment 600.70 total.



First Choice Aquatic Weed Management, LLC

6536 Pinecastle Blvd. Suite A
Orlando, Florida 32809

THIS ADMENDMENT made the date set forth below, by and between FIRST CHOICE Aquatic Weed Management, LCC. Hereinafter called "FC", and

South Fork III CDD
c/o Inframark
2005 Pan Am Circle #120
Tampa, Florida 33607
Mark Vega 813-295-5455 mark.vega@inframark.com

05/24/2023

Hereinafter called "CUSTOMER". The parties hereto agree as follows:

FC agrees to apply (5) summertime (*June through October*) biological treatments using the product (skeeter) for midge flies for the (22) waterways located in at South Fork III in accordance with the terms and conditions of this agreement. (*Recommended amounts are 2 pints per acre*)

Customer agrees to pay FC in the following amount and manor:

(22) Ponds totaling approximately 69.37 ac.'s..... \$ 2,913.12 (per treatment)

(5) Total treatments \$ 14,565.60

Scheduled treatments will be provided monthly for the months of June, July, August, September and October (approximately once every 30 days)

Payments for this service will be in equal and consecutive monthly installments, each due within 30 days of the invoice date. Unpaid invoices will accrue interest at 1.5% per month.

First Choice Aquatic Weed Control maintains 2 million dollars general liability, 1 million dollars commercial auto, pollution liability, herbicide/pesticide operations, watercraft liability, workers compensation and 5 million dollars excess umbrella. Certificates will be provided upon request.

ACCEPTANCE OF AGREEMENT

Tad Romar
First Choice
Aquatic Weed Management, LLC

Customer's Signature Title

Print Signature Date



First Choice Aquatic Weed Management, LLC

6536 Pinecastle Blvd. Suite A
Orlando, Florida 32809

THIS ADMENDMENT made the date set forth below, by and between FIRST CHOICE Aquatic Weed Management, LCC. Hereinafter called "**FC**", and

South Fork III CDD
c/o Inframark
2005 Pan Am Circle #120
Tampa, Florida 33607
Mark Vega 813-295-5455 mark.vega@inframark.com

05/24/2023

Hereinafter called "**CUSTOMER**". The parties hereto agree as follows:

FC agrees to apply (5) summertime (*June through October*) biological treatments using the product (skeeter) for midge flies for pond #10 located in at South Fork III in accordance with the terms and conditions of this agreement. (*Recommended amounts are 2 pints per acre*)

Customer agrees to pay FC in the following amount and manor:

Pond 10 totaling approximately 1.80 **ac.'s**..... \$ 118.00 (per treatment)

(5) Total treatments \$ 590.00

Scheduled treatments will be provided monthly for the months of June, July, August, September and October (approximately once every 30 days)

Payments for this service will be in equal and consecutive monthly installments, each due within 30 days of the invoice date. Unpaid invoices will accrue interest at 1.5% per month.

First Choice Aquatic Weed Control maintains 2 million dollars general liability, 1 million dollars commercial auto, pollution liability, herbicide/pesticide operations, watercraft liability, workers compensation and 5 million dollars excess umbrella. Certificates will be provided upon request.

ACCEPTANCE OF AGREEMENT

Tad Roman
First Choice
Aquatic Weed Management, LLC

Customer's Signature Title

Print Signature Date

SOUTH FORK III CDD
Summary of Operations and Maintenance Invoices

Vendor	Invoice/Account Number	Amount	Vendor Total	Comments/Description
Monthly Contract				
CHARTER COMMUNICATIONS	0082058032123	\$262.96		INTERNET SERVICES 03/21/23-04/20/23
CHARTER COMMUNICATIONS	0082058042123	\$271.91		INTERNET SERVICES 04/21/23-05/20/23
CHARTER COMMUNICATIONS	0122003041023	\$98.92	\$633.79	INTERNET SERVICES 04/10/23-05/09/23
FIRST CHOICE AQUATIC WEED MANAGEMENT LLC	82537	\$2,470.00		WATERWAY SERVICES - 27 WATERWAYS APRIL 2023
FIRST CHOICE AQUATIC WEED MANAGEMENT LLC	82790	\$2,470.00	\$4,940.00	WATERWAY SERVICES - 27 WATERWAYS 1 SWALE MAY 2023
LANDSCAPE MAINTENANCE	172625A	\$8,000.00		GROUND MAINT. JANUARY 2023
LANDSCAPE MAINTENANCE	173989 1	\$17,338.56	\$25,338.56	GROUND MAINTENANCE MARCH 2023 - WITH A CREDIT
Monthly Contract Subtotal		\$30,912.35		
Variable Contract				
USBANK CM-9690	6840665	\$4,094.50		ADMIN FEE 02/01/23-01/31/24
Variable Contract Subtotal		\$4,094.50		
Utilities				
BOCC	2882 042523 ACH	\$118.04		WATER SERVICE 03/24/23-04/24/23
BOCC	3327 042523 ACH	\$116.72		WATER SERVICE 03/25/23-04/24/23
BOCC	5049 042523 ACH	\$496.18		WATER SERVICE 03/24/23-04/24/23
BOCC	8634535049 033123	\$376.76	\$1,107.70	WATER SERVICE 02/23/23-03/24/23
TAMPA ELECTRIC	211023108387 042123	\$25.08		ELECTRICITY SERVICES 03/17/23-04/17/23
TAMPA ELECTRIC	211027012791 042123	\$17,704.85		ELECTRICITY SERVICES 03/17/23-04/17/23
TAMPA ELECTRIC	221008511331 042123	\$28.02	\$17,757.95	ELECTRICITY SERVICES 03/17/23-04/17/23
Utilities Subtotal		\$18,865.65		
Regular Services				
SOUTH FORK III CDD	03312023-1	\$5,984.97		SERIES 2018 FY23 TAX DIST ID INTEREST
SOUTH FORK III CDD	04052023-1	\$5,420.22		SERIES 2016 FY23 TAX DIST ID 616
SOUTH FORK III CDD	04052023-2	\$804.89		SERIES 2018 FY23 TAX DIST ID 616
SOUTH FORK III CDD	04052023-3	\$9,771.64		SERIES 2019 V&W FY23 TAX DIST ID 616
SOUTH FORK III CDD	04272023-1	\$10,921.24		SERIES 2019 V&W FY23 TAX DIST ID 595
SOUTH FORK III CDD	04272023-2	\$898.31	\$33,801.27	SERIES 2018 FY23 TAX DIST ID 595
STANTEC CONSULTING	2064926	\$266.00		DISTRICT ENGINEER SERVICES THRU - 03/24/23
Regular Services Subtotal		\$34,067.27		
Additional Services				
BAY AREA PUMP AND WELL SERVICE LLC	5028	\$8,500.00		INSTALLATION NEW GOULDS / REMOVED EXISTING
BAY AREA PUMP AND WELL SERVICE LLC	5141	\$8,299.00	\$16,799.00	INSTALLED NEW PUMP - PARTS/LABOR
COMPLETE I.T.	10536	\$582.50		RESTROOM DOOR LOCK - LABOR

SOUTH FORK III CDD Summary of Operations and Maintenance Invoices
--

Vendor	Invoice/Account Number	Amount	Vendor Total	Comments/Description
COMPLETE I.T.	10757	\$125.00	\$707.50	TECH LABOR - 04/17/23 TICKET #10272
Additional Services Subtotal		\$17,506.50		
TOTAL		\$105,446.27		

Approved (with any necessary revisions noted):

Signature:

Title (Check one):

Chariman Vice Chariman Assistant Secretary

March 21, 2023
 Invoice Number: 0082058032123
 Account Number: 8338 12 029 0082058
 Security Code: 3034
 Service At: 11771 AMBLESIDE BLVD
 RIVERVIEW FL 33579

NEWS AND INFORMATION

Contact Us
 Visit us at SpectrumBusiness.net
 Or, call us at 1-866-519-1263

NOTE. Taxes, Fees and Charges listed in the Summary only apply to Spectrum Business TV and Spectrum Business Internet and are detailed on the following page. Taxes, Fees and Charges for Spectrum Business Voice are detailed in the Billing Information section.

NEW! Get a second mobile unlimited line **FREE** when you buy one mobile unlimited line! Call 1-833-539-1794 to learn how.



Summary *Service from 03/21/23 through 04/20/23 details on following pages*

Previous Balance	262.96
Payments Received -Thank You!	-262.96
Remaining Balance	\$0.00
Spectrum Business™ Internet	227.97
Spectrum Business™ Voice	34.99
Current Charges	\$262.96
Total Due by 04/07/23	\$262.96

Thank you for choosing Spectrum Business.
 We appreciate your prompt payment and value you as a customer.



4145 S. FALKENBURG RD RIVERVIEW FL 33578-8652
 8338 1200 NO RP 21 03222023 NNNNNYNN 01 000181 0001

SOUTH FORK III CCD
 2005 PAN AM CIR STE 300
 TAMPA FL 33607-6008

March 21, 2023
 SOUTH FORK III CCD

Invoice Number: 0082058032123
 Account Number: 8338 12 029 0082058
 Service At: 11771 AMBLESIDE BLVD
 RIVERVIEW FL 33579

Total Due by 04/07/23	\$262.96
Amount you are enclosing	\$

Please Remit Payment To:

CHARTER COMMUNICATIONS
 PO BOX 7186
 PASADENA CA 91109-7186



Invoice Number: 0082058032123
 Account Number: 8338 12 029 0082058
 Security Code: 3034

Contact Us
 Visit us at SpectrumBusiness.net
 Or, call us at 1-866-519-1263

8338 1200 NO RP 21 03222023 NNNNNYNN 01 000161 0001

Charge Details

Previous Balance		262.96
Payment - Thank You	03/16	-262.96
Remaining Balance		\$0.00

Payments received after 03/21/23 will appear on your next bill.
 Service from 03/21/23 through 04/20/23

Spectrum Business™ Internet

Web Hosting	0.00
Security Suite	0.00
Domain Name	0.00
Vanity Email	0.00
Static IP 1	19.99
Spectrum Business Internet Ultra	199.99
Business WIFI	7.99
	\$227.97

Spectrum Business™ Internet Total **\$227.97**

Spectrum Business™ Voice

Phone number (813) 442-5461	
Spectrum Business Voice	49.99
Promotional Discount	-15.00
Voice Mail	0.00
	\$34.99

For additional call details,
 please visit SpectrumBusiness.net

Spectrum Business™ Voice Total **\$34.99**

Current Charges	\$262.96
Total Due by 04/07/23	\$262.96

Billing Information

Tax and Fees - This statement reflects the current taxes and fees for your area (including sales, excise, user taxes, etc.). These taxes and fees may change without notice. Visit spectrum.net/taxesandfees for more information.

Spectrum Terms and Conditions of Service – In accordance with the Spectrum Business Services Agreement, Spectrum services are billed on a monthly basis. Spectrum does not provide credits for monthly subscription services that are cancelled prior to the end of the current billing month.

Terms & Conditions - Spectrum's detailed standard terms and conditions for service are located at spectrum.com/policies.

Notice - Nonpayment of any portion of your cable television, high-speed data, and/or Digital Phone service could result in disconnection of any of your Spectrum provided services.

Authorization to Convert your Check to an Electronic Funds Transfer Debit - If your check is returned, you expressly authorize your bank account to be electronically debited for the amount of the check plus any applicable fees. The use of a check for payment is your acknowledgment and acceptance of this policy and its terms and conditions.

The following taxes, fees and surcharges are included in the price of the applicable service - . FEES AND CHARGES: E911 Fee \$0.40, Federal USF \$1.98, Florida CST \$3.71, Sales Tax \$0.03, TRS Surcharge \$0.10.

Billing Practices - Spectrum Business mails monthly, itemized invoices for all monthly services in advance. A full payment is required on or before the due date indicated on this invoice. Payments made after the indicated due date may result in a late payment processing charge. Failure to pay could result in the disconnection of all your Spectrum Business service(s). Disconnection of Business Voice service may also result in the loss of your phone number.

Changing Business Locations - Please contact Spectrum Business before moving your Business Voice modem to a new address. To establish service at your new location or return equipment, please contact your Spectrum Business Account Executive at least twenty one (21) business days prior to your move.

Continued on the next page...

Local Spectrum Store: 12970 S US Hwy 301, Suite 105, Riverview FL 33579 Store Hours: Mon thru Sat - 10:00am to 8:00pm; Sun - 12:00pm to 5:00pm

Local Spectrum Store: 872 Brandon Town Center Mall, Brandon FL 33511 Store Hours: Mon thru Sat - 10:00am to 8:00pm and Sun - 12:00pm to 5:00pm

Simplify your life with Auto Pay!

Spend less time paying your bill and more time doing what you love.

- It's Easy - No more checks, stamps or trips to the post office
- It's Secure - Powerful technology keeps your information safe
- It's Flexible - Use your checking, savings, debit or credit card
- It's FREE - And helps save time, postage and the environment

Set up easy, automatic bill payments with **Auto Pay!**
 Visit: spectrumbusiness.net/payment
 (My Account login required)



Payment Options

Pay Online - Visit us at SpectrumBusiness.net/payment to get started today! Your account number and security code are needed to register.

Pay by Phone - Make a payment free of charge using our automated payment option at 1-866-519-1263; and authorize payment directly from your bank account or credit card.

For questions or concerns, please call **1-866-519-1263**.



April 21, 2023
 Invoice Number: 0082058042123
 Account Number: **8338 12 029 0082058**
 Security Code: **3034**
 Service At: 11771 AMBLESIDE BLVD
 RIVERVIEW FL 33579

Received
 APR 27 2023

NEWS AND INFORMATION

Contact Us
 Visit us at SpectrumBusiness.net
 Or, call us at 1-866-519-1263

NOTE. Taxes, Fees and Charges listed in the Summary only apply to Spectrum Business TV and Spectrum Business Internet and are detailed on the following page. Taxes, Fees and Charges for Spectrum Business Voice are detailed in the Billing Information section.



IMPORTANT NOTICE ABOUT YOUR ACCOUNT: Effective 5/4/2023, updates will be made to our billing system. As a result of this update, you will receive a new account number which can be found in the upper left corner of your monthly billing statement.

As a Spectrum Business customer, your account number enables you to pay online, view recent activity, sign up for paperless billing, and much more. If you are an existing user, your login credentials remain the same, and no action is required on your part.

If you are not an existing user, you may go to www.SpectrumBusiness.net/ and create a username.

When you receive your new account number, please keep it accessible for future reference. If you have automatic bill payment set up or online banking, don't forget to update this information with your financial institution to ensure payment processing.

For more information, visit www.spectrumbusiness.net/support/category/my-account or call **1-800-314-7195**.

NEW! Get a second mobile unlimited line **FREE** when you buy one mobile unlimited line! Call **1-833-539-1794** to learn how.

Summary *Service from 04/21/23 through 05/20/23 details on following pages*

Previous Balance	262.96
Payments Received	0.00
Past Due Balance - Due Now	\$262.96
Spectrum Business™ Internet	227.97
Spectrum Business™ Voice	34.99
One-Time Charges	8.95
Current Charges Due By 05/08/23	\$271.91
Total Due	\$534.87

ACTION REQUIRED: ACCOUNT STATUS DELINQUENT
 Your account is now in a delinquent status. The total delinquent amount is due immediately and must be paid to avoid collections activity including, potential service suspension. If you resume service after disconnection due to nonpayment, your past due balance, along with first month of service and a reconnection fee will be required.



4145 S. FALKENBURG RD RIVERVIEW FL 33578-8652
 8338 1200 NO RP 21 04222023 NNNNNYNN 01 000164 0001

SOUTH FORK III CCD
 2005 PAN AM CIR STE 300
 TAMPA FL 33607-6008

April 21, 2023
 SOUTH FORK III CCD

Invoice Number: 0082058042123
 Account Number: 8338 12 029 0082058
 Service At: 11771 AMBLESIDE BLVD
 RIVERVIEW FL 33579

Total Due **\$534.87**
 Amount you are enclosing \$

Please Remit Payment To:

CHARTER COMMUNICATIONS
 PO BOX 7186
 PASADENA CA 91109-7186



Invoice Number: 0082058042123
Account Number: 8338 12 029 0082058
Security Code: 3034

Contact Us
Visit us at SpectrumBusiness.net
Or, call us at 1-866-519-1263

8338 1200 NO RP 21 04222023 NNINNNYNN 01 000164 0001

Charge Details

Table with 2 columns: Description, Amount. Previous Balance 262.96, Past Due Balance - Due Now \$262.96

Payments received after 04/21/23 will appear on your next bill.

Service from 04/21/23 through 05/20/23

Spectrum Business™ Internet

Table with 2 columns: Description, Amount. Web Hosting 0.00, Security Suite 0.00, Domain Name 0.00, Vanity Email 0.00, Static IP 1 19.99, Spectrum Business Internet Ultra 199.99, Business WiFi 7.99, Total \$227.97

Spectrum Business™ Internet Total \$227.97

Spectrum Business™ Voice

Table with 2 columns: Description, Amount. Phone number (813) 442-5461, Spectrum Business Voice 49.99, Promotional Discount -15.00, Voice Mail 0.00, Total \$34.99

For additional call details, please visit SpectrumBusiness.net

Spectrum Business™ Voice Total \$34.99

One-Time Charges

Table with 3 columns: Description, Date, Amount. Late Fee 04/21 8.95, One-Time Charges Total \$8.95

Current Charges Due By 05/08/23 \$271.91
Total Due \$534.87

Billing Information

Tax and Fees - This statement reflects the current taxes and fees for your area (including sales, excise, user taxes, etc.). These taxes and fees may change without notice. Visit spectrum.net/taxesandfees for more information.

Spectrum Terms and Conditions of Service - In accordance with the Spectrum Business Services Agreement, Spectrum services are billed on a monthly basis. Spectrum does not provide credits for monthly subscription services that are cancelled prior to the end of the current billing month.

Terms & Conditions - Spectrum's detailed standard terms and conditions for service are located at spectrum.com/policies.

Notice - Nonpayment of any portion of your cable television, high-speed data, and/or Digital Phone service could result in disconnection of any of your Spectrum provided services.

Authorization to Convert your Check to an Electronic Funds Transfer Debit - If your check is returned, you expressly authorize your bank account to be electronically debited for the amount of the check plus any applicable fees. The use of a check for payment is your acknowledgment and acceptance of this policy and its terms and conditions.

The following taxes, fees and surcharges are included in the price of the applicable service - FEES AND CHARGES: E911 Fee \$0.40, Federal USF \$1.77, Florida CST \$3.71, Sales Tax \$0.03, TRS Surcharge \$0.10.



Continued on the next page...

Local Spectrum Store: 12970 S US Hwy 301, Suite 105, Riverview FL 33579 Store Hours: Mon thru Sat - 10:00am to 8:00pm; Sun - 12:00pm to 5:00pm

Local Spectrum Store: 872 Brandon Town Center Mall, Brandon FL 33511 Store Hours: Mon thru Sat - 10:00am to 8:00pm and Sun - 12:00pm to 5:00pm

Simplify your life with Auto Pay!

Spend less time paying your bill and more time doing what you love.

- It's Easy - No more checks, stamps or trips to the post office
It's Secure - Powerful technology keeps your information safe
It's Flexible - Use your checking, savings, debit or credit card
It's FREE - And helps save time, postage and the environment

Set up easy, automatic bill payments with Auto Pay!

Visit: spectrumbusiness.net/payment (My Account login required)

Payment Options

Pay Online - Visit us at SpectrumBusiness.net/payment to get started today! Your account number and security code are needed to register.

Pay by Phone - Make a payment free of charge using our automated payment option at 1-866-519-1263; and authorize payment directly from your bank account or credit card.

For questions or concerns, please call 1-866-519-1263.



April 10, 2023
 Invoice Number: 0122003041023
 Account Number: 8338 12 029 0122003
 Security Code: 7807
 Service At: 11601 PRADERA RESERVE BLVD
 RIVERVIEW FL 33579

NEWS AND INFORMATION

Contact Us
 Visit us at SpectrumBusiness.net
 Or, call us at 1-866-519-1263

NOTE. Taxes, Fees and Charges listed in the Summary only apply to Spectrum Business TV and Spectrum Business Internet and are detailed on the following page. Taxes, Fees and Charges for Spectrum Business Voice are detailed in the Billing Information section.

IMPORTANT NOTICE ABOUT YOUR ACCOUNT: Effective 5/4/2023, updates will be made to our billing system. As a result of this update, you will receive a new account number which can be found in the upper left corner of your monthly billing statement.

As a Spectrum Business customer, your account number enables you to pay online, view recent activity, sign up for paperless billing, and much more. If you are an existing user, your login credentials remain the same, and no action is required on your part.

If you are not an existing user, you may go to www.SpectrumBusiness.net/ and create a username.

When you receive your new account number, please keep it accessible for future reference. If you have automatic bill payment set up or online banking, don't forget to update this information with your financial institution to ensure payment processing.

For more information, visit www.spectrumbusiness.net/support/category/my-account or call **1-800-314-7195**.

Exclusive offer for Bars and Restaurants! Entertain your customers with Spectrum Business TV Essentials. Call **1-855-280-4162** today.

Summary *Service from 04/10/23 through 05/09/23 details on following pages*

Previous Balance	89.97
Payments Received	0.00
Past Due Balance - Due Now	\$89.97
Spectrum Business™ Internet	69.98
Spectrum Business™ Voice	19.99
One-Time Charges	8.95
Current Charges Due By 04/27/23	\$98.92
Total Due	\$188.89

ACTION REQUIRED: ACCOUNT STATUS DELINQUENT

Your account is now in a delinquent status. The total delinquent amount is due immediately and must be paid to avoid collections activity including, potential service suspension. If you resume service after disconnection due to nonpayment, your past due balance, along with first month of service and a reconnection fee will be required.



April 10, 2023

S FORK 3 CDD

Invoice Number: 0122003041023
 Account Number: 8338 12 029 0122003
 Service At: 11601 PRADERA RESERVE BLVD
 RIVERVIEW FL 33579

Total Due	\$188.89
Amount you are enclosing	\$

Please Remit Payment To:

CHARTER COMMUNICATIONS
 PO BOX 7186
 PASADENA CA 91109-7186



Invoice Number: 0122003041023
 Account Number: 8338 12 029 0122003
 Security Code: 7807

Contact Us
 Visit us at SpectrumBusiness.net
 Or, call us at 1-866-519-1263

8338 1200 NO RP 10 04112023 NNNNNYNN 01 000677 0004

Charge Details

Previous Balance	89.97
Past Due Balance - Due Now	\$89.97

Payments received after 04/10/23 will appear on your next bill.
 Service from 04/10/23 through 05/09/23

Spectrum Business™ Internet

Security Suite	0.00
Domain Name	0.00
Vanity Email	0.00
Static IP 1	19.99
Spectrum Business Internet Ultra	199.99
Promotional Discount	-110.00
Promotional Discount	-40.00
	\$69.98

Spectrum Business™ Internet Total **\$69.98**

Spectrum Business™ Voice

Phone number (813) 443-6062	
Spectrum Business Voice	49.99
Promotional Discount	-30.00
Voice Mail	0.00
	\$19.99

For additional call details,
 please visit SpectrumBusiness.net

Spectrum Business™ Voice Total **\$19.99**

One-Time Charges

Late Fee	04/10	8.95
One-Time Charges Total		\$8.95

Current Charges Due By 04/27/23 **\$98.92**
Total Due **\$188.89**

Messages continued from page 1

NEW! Get a second mobile unlimited line **FREE** when you buy one mobile unlimited line! Call 1-833-539-1794 to learn how.



Billing Information

Tax and Fees - This statement reflects the current taxes and fees for your area (including sales, excise, user taxes, etc.). These taxes and fees may change without notice. Visit spectrum.net/taxesandfees for more information.

Spectrum Terms and Conditions of Service - In accordance with the Spectrum Business Services Agreement, Spectrum services are billed on a monthly basis. Spectrum does not provide credits for monthly subscription services that are cancelled prior to the end of the current billing month.

Terms & Conditions - Spectrum's detailed standard terms and conditions for service are located at spectrum.com/policies.

Notice - Nonpayment of any portion of your cable television, high-speed data, and/or Digital Phone service could result in disconnection of any of your Spectrum provided services.

Authorization to Convert your Check to an Electronic Funds Transfer Debit - If your check is returned, you expressly authorize your bank account to be electronically debited for the amount of the check plus any applicable fees. The use of a check for payment is your acknowledgment and acceptance of this policy and its terms and conditions.

Continued on the next page...

Local Spectrum Store: 12970 S US Hwy 301, Suite 105, Riverview FL 33579 Store Hours: Mon thru Sat - 10:00am to 8:00pm; Sun - 12:00pm to 5:00pm

Local Spectrum Store: 872 Brandon Town Center Mall, Brandon FL 33511 Store Hours: Mon thru Sat - 10:00am to 8:00pm and Sun - 12:00pm to 5:00pm

Simplify your life with Auto Pay!

Spend less time paying your bill and more time doing what you love.

- It's Easy - No more checks, stamps or trips to the post office
- It's Secure - Powerful technology keeps your information safe
- It's Flexible - Use your checking, savings, debit or credit card
- It's **FREE** - And helps save time, postage and the environment

Set up easy, automatic bill payments with **Auto Pay!**
 Visit: spectrumbusiness.net/payment
 (My Account login required)

Payment Options

Pay Online - Visit us at SpectrumBusiness.net/payment to get started today! Your account number and security code are needed to register.

Pay by Phone - Make a payment free of charge using our automated payment option at 1-866-519-1263; and authorize payment directly from your bank account or credit card.

For questions or concerns, please call **1-866-519-1263**.



Invoice

First Choice Aquatic Weed Management, LLC

P.O. Box 593258
Orlando, FL 32859

Phone: 407-859-2020

Fax: 407-859-3275

Date	Invoice #
3/31/2023	82537

Bill To
South Fork III CDD c/o Inframark 2005 Pan Am Circle Dr., Ste. 300 Tampa, FL 33607

Customer P.O. No.	Payment Terms	Due Date
	Net 30	4/30/2023

Description	Amount
Monthly waterway service for the month this invoice is dated - 27 waterways and 1 swale. Light Debris pickup included	2,470.00

Thank you for your business.

Total	\$2,470.00
Payments/Credits	\$0.00
Balance Due	\$2,470.00

Invoice

First Choice Aquatic Weed Management, LLC

P.O. Box 593258
Orlando, FL 32859

Phone: 407-859-2020

Fax: 407-859-3275

Date	Invoice #
4/27/2023	82790

Bill To

South Fork III CDD
c/o Inframark
2005 Pan Am Circle Dr., Ste. 300
Tampa, FL 33607

Customer P.O. No.	Payment Terms	Due Date
	Net 30	5/27/2023

Description	Amount
Monthly waterway service for the month this invoice is dated - 27 waterways and 1 swale. Light Debris pickup included	2,470.00

Thank you for your business.

Total	\$2,470.00
Payments/Credits	\$0.00
Balance Due	\$2,470.00



Invoice

Corporate Office
 PO Box 267
 Seffner, FL 33583

813-757-6500
 813-757-6501

Date	Invoice #
1/1/2023	172625

Bill To:
South Fork III CDD c/o Inframark 210 N University Dr #702 Coral Springs, FL 33071

Property Information

Estimate #

Work Order #

PO / PA #

Description	Qty	Rate	Amount
Monthly Ground Maintenance - January (REVISED to reflect addendum for Jan and Feb Maintenance)	1	8,000.00	8,000.00
		Total	\$8,000.00
Questions regarding this invoice? Please e-mail arpayments@lmppro.com or call 813-757-6500 and ask for Accounts Receivable.	Terms	Due Date	Payments/Credits
	Net 30	1/31/2023	Balance Due
			\$8,000.00



Invoice

Corporate Office
 PO Box 267
 Seffner, FL 33583

813-757-6500
 813-757-6501

Date	Invoice #
3/1/2023	173989

Bill To:
South Fork III CDD c/o Inframark 210 N University Dr #702 Coral Springs, FL 33071

Property Information

Estimate #

Work Order #

PO / PA #

Description	Qty	Rate	Amount
Monthly Ground Maintenance MARCH 2023	1	19,294.92	19,294.92
		Total	\$19,294.92
Questions regarding this invoice? Please e-mail arpayments@lmppro.com or call 813-757-6500 and ask for Accounts Receivable.	Terms	Due Date	Payments/Credits
	Net 30	3/31/2023	Balance Due
			-\$1,956.36
			\$17,338.56



Corporate Trust Services
EP-MN-WN3L
60 Livingston Ave.
St. Paul, MN 55107

Invoice Number: 6840665
Account Number: 227614000
Invoice Date: 02/24/2023
Direct Inquiries To: LEANNE DUFFY
Phone: 407-835-3807

MERITUS
ATTN: BRIAN LAMB
2005 PAN AM CIRCLE STE 300
TAMPA, FL 33607

**SOUTH FORK III COMMUNITY DEVELOPMENT DISTRICT SPECIAL ASSESSMENT REVENUE BONDS,
SERIES 2019 (PARCELS V AND W)**

The following is a statement of transactions pertaining to your account. For further information, please review the attached.

STATEMENT SUMMARY

PLEASE REMIT BOTTOM COUPON PORTION OF THIS PAGE WITH CHECK PAYMENT OF INVOICE.

TOTAL AMOUNT DUE \$4,094.50

All invoices are due upon receipt.

Please detach at perforation and return bottom portion of the statement with your check, payable to U.S. Bank.

**SOUTH FORK III COMMUNITY DEVELOPMENT
DISTRICT SPECIAL ASSESSMENT REVENUE BONDS,
SERIES 2019 (PARCELS V AND W)**

Invoice Number:	6840665
Account Number:	227614000
Current Due:	\$4,094.50
Direct Inquiries To:	LEANNE DUFFY
Phone:	407-835-3807

Wire Instructions:
U.S. Bank
ABA # 091000022
Acct # 1-801-5013-5135
Trust Acct # 227614000
Invoice # 6840665
Attn: Fee Dept St. Paul

Please mail payments to:
U.S. Bank
CM-9690
PO BOX 70870
St. Paul, MN 55170-9690





Corporate Trust Services
 EP-MN-WN3L
 60 Livingston Ave.
 St. Paul, MN 55107

Invoice Number: 6840665
 Invoice Date: 02/24/2023
 Account Number: 227614000
 Direct Inquiries To: LEANNE DUFFY
 Phone: 407-835-3807

**SOUTH FORK III COMMUNITY DEVELOPMENT
 DISTRICT SPECIAL ASSESSMENT REVENUE BONDS,
 SERIES 2019 (PARCELS V AND W)**

Accounts Included 227614000 227614001 227614002 227614003 227614004 227614005
 In This Relationship:

CURRENT CHARGES SUMMARIZED FOR ENTIRE RELATIONSHIP

Detail of Current Charges	Volume	Rate	Portion of Year	Total Fees
04200 Trustee	1.00	3,800.00	100.00%	\$3,800.00
Subtotal Administration Fees - In Advance 02/01/2023 - 01/31/2024				\$3,800.00
Incidental Expenses 02/01/2023 to 01/31/2024	3,800.00	0.0775		\$294.50
Subtotal Incidental Expenses				\$294.50
TOTAL AMOUNT DUE				\$4,094.50





Hillsborough County Florida

CUSTOMER NAME SOUTH FORK III CDD	ACCOUNT NUMBER 7036042882	BILL DATE 04/25/2023	DUE DATE 05/16/2023
--	-------------------------------------	--------------------------------	-------------------------------



Service Address: 11601 PRADERA RESERVE BLVD

S-Page 1 of 1

METER NUMBER	PREVIOUS DATE	PREVIOUS READ	PRESENT DATE	PRESENT READ	CONSUMPTION	READ TYPE	METER DESCRIPTION
61120617	03/24/2023	1336	04/24/2023	1388	5200 GAL	ACTUAL	WATER

Service Address Charges

Customer Service Charge	\$5.28
Purchase Water Pass-Thru	\$15.70
Water Base Charge	\$18.34
Water Usage Charge	\$4.68
Sewer Base Charge	\$44.35
Sewer Usage Charge	\$29.69

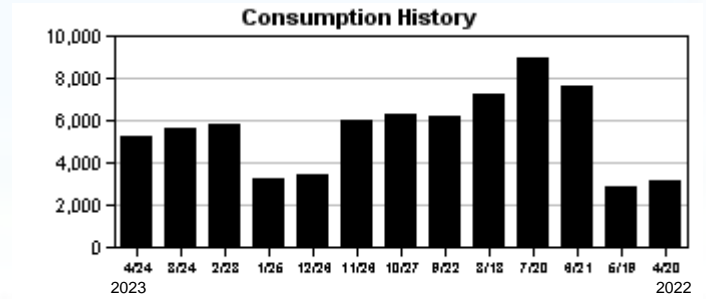
Summary of Account Charges

Previous Balance	\$121.90
Net Payments - Thank You	-\$121.90
Total Account Charges	\$118.04
AMOUNT DUE	\$118.04

Important Message

Code Inspectors uphold the County's water use restrictions ordinance. Avoid fines of up to \$500 by following the allowable irrigation days and times and additional rules found on HCFLGov.net/WaterRestrictions. Call (813) 224-8993 to report a violation.

This account has ACH payment method



Hillsborough County Florida

Make checks payable to: **BOCC**

ACCOUNT NUMBER: 7036042882



ELECTRONIC PAYMENTS BY CHECK OR

Automated Payment Line: (813) 276 8526
 Internet Payments: HCFLGov.net/WaterBill
 Additional Information: HCFLGov.net/Water

THANK YOU!



SOUTH FORK III CDD
2005 PAN AM CIR STE 300
TAMPA FL 33607-6008

2.357 8

DUE DATE	05/16/2023
AMOUNT DUE	\$118.04
AMOUNT PAID	



Hillsborough County Florida

CUSTOMER NAME SOUTH FORK III CDD	ACCOUNT NUMBER 2641583327	BILL DATE 04/25/2023	DUE DATE 05/16/2023
--	-------------------------------------	--------------------------------	-------------------------------



Service Address: 13600 ASHLAR SLATE PL (IRRIGATION METER)

S-Page 1 of 1

METER NUMBER	PREVIOUS DATE	PREVIOUS READ	PRESENT DATE	PRESENT READ	CONSUMPTION	READ TYPE	METER DESCRIPTION
38350841	03/25/2023	12660	04/24/2023	12854	19400 GAL	ACTUAL	WATER

Service Address Charges

Customer Service Charge	\$5.28
Purchase Water Pass-Thru	\$58.59
Water Base Charge	\$16.03
Water Usage Charge	\$36.82

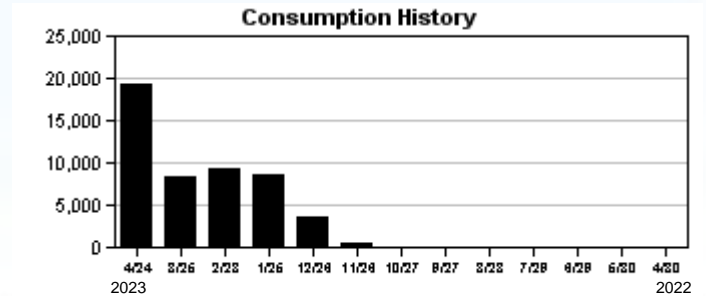
Summary of Account Charges

Previous Balance	\$56.00
Net Payments - Thank You	\$-56.00
Total Account Charges	\$116.72
AMOUNT DUE	\$116.72

Important Message

Code Inspectors uphold the County's water use restrictions ordinance. Avoid fines of up to \$500 by following the allowable irrigation days and times and additional rules found on HCFLGov.net/WaterRestrictions. Call (813) 224-8993 to report a violation.

This account has ACH payment method



Hillsborough County Florida

Make checks payable to: **BOCC**

ACCOUNT NUMBER: 2641583327



ELECTRONIC PAYMENTS BY CHECK OR

Automated Payment Line: (813) 276 8526
 Internet Payments: HCFLGov.net/WaterBill
 Additional Information: HCFLGov.net/Water

THANK YOU!



SOUTH FORK III CDD
2005 PAN AM CIR STE 300
TAMPA FL 33607-6008

1,881 8

DUE DATE	05/16/2023
AMOUNT DUE	\$116.72
AMOUNT PAID	



Hillsborough County Florida

CUSTOMER NAME SOUTH FORK III CDD	ACCOUNT NUMBER 8634535049	BILL DATE 04/25/2023	DUE DATE 05/16/2023
--	-------------------------------------	--------------------------------	-------------------------------



Service Address: 11771 AMBLESIDE BLVD

S-Page 1 of 1

METER NUMBER	PREVIOUS DATE	PREVIOUS READ	PRESENT DATE	PRESENT READ	CONSUMPTION	READ TYPE	METER DESCRIPTION
60994081	03/24/2023	10790	04/24/2023	10988	19800 GAL	ACTUAL	WATER

Service Address Charges

Customer Service Charge	\$5.28
Purchase Water Pass-Thru	\$59.80
Water Base Charge	\$57.54
Water Usage Charge	\$17.82
Sewer Base Charge	\$242.68
Sewer Usage Charge	\$113.06

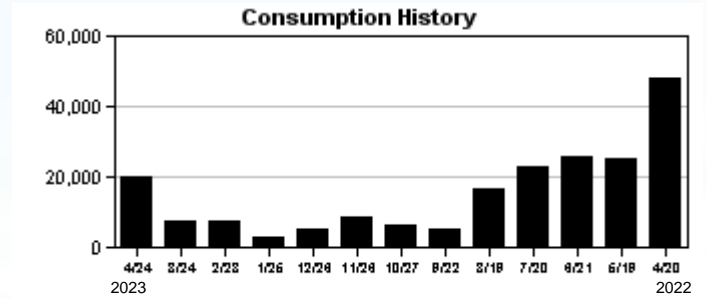
Summary of Account Charges

Previous Balance	\$376.76
Net Payments - Thank You	\$-376.76
Total Account Charges	\$496.18
AMOUNT DUE	\$496.18

Important Message

Code Inspectors uphold the County's water use restrictions ordinance. Avoid fines of up to \$500 by following the allowable irrigation days and times and additional rules found on HCFLGov.net/WaterRestrictions. Call (813) 224-8993 to report a violation.

This account has ACH payment method



Hillsborough County Florida

Make checks payable to: **BOCC**

ACCOUNT NUMBER: 8634535049



ELECTRONIC PAYMENTS BY CHECK OR

Automated Payment Line: (813) 276 8526
 Internet Payments: HCFLGov.net/WaterBill
 Additional Information: HCFLGov.net/Water

THANK YOU!



SOUTH FORK III CDD
2005 PAN AM CIR STE 300
TAMPA FL 33607-6008

966 8

DUE DATE	05/16/2023
AMOUNT DUE	\$496.18
AMOUNT PAID	

0086345350499 00000496182



Hillsborough County Florida

CUSTOMER NAME SOUTH FORK III CDD	ACCOUNT NUMBER 8634535049	BILL DATE 03/31/2023	DUE DATE 04/21/2023
--	-------------------------------------	--------------------------------	-------------------------------



Service Address: 11771 AMBLESIDE BLVD

S-Page 1 of 1

METER NUMBER	PREVIOUS DATE	PREVIOUS READ	PRESENT DATE	PRESENT READ	CONSUMPTION	READ TYPE	METER DESCRIPTION
60994081	02/23/2023	10716	03/24/2023	10790	7400 GAL	ESTIMATED	WATER

Service Address Charges

Customer Service Charge	\$5.28
Purchase Water Pass-Thru	\$22.35
Water Base Charge	\$57.54
Water Usage Charge	\$6.66
Sewer Base Charge	\$242.68
Sewer Usage Charge	\$42.25

Summary of Account Charges

Previous Balance	\$377.73
Net Payments - Thank You	\$-377.73
Total Account Charges	\$376.76
AMOUNT DUE	\$376.76

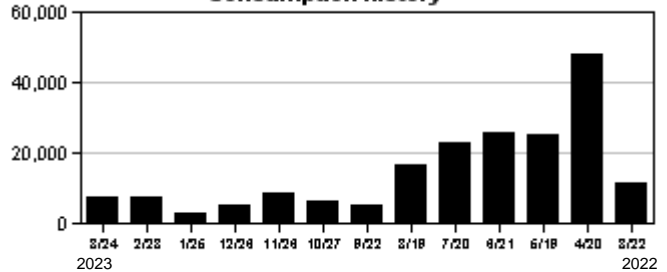
Important Message

Worried about wasting water from an inefficient irrigation system? To see if you qualify for a free irrigation evaluation that can help you conserve water, call UF/IFAS Extension Hillsborough County, 813-744-5519 X 54142.

Notice

An estimated read was used to calculate your bill

Consumption History



Make checks payable to: **BOCC**
ACCOUNT NUMBER: 8634535049



ELECTRONIC PAYMENTS BY CHECK OR

Automated Payment Line: (813) 276 8526
 Internet Payments: HCFLGov.net/WaterBill
 Additional Information: HCFLGov.net/Water

THANK YOU!



SOUTH FORK III CDD
2005 PAN AM CIR STE 300
TAMPA FL 33607-6008

306 8

DUE DATE	04/21/2023
AMOUNT DUE	\$376.76
AMOUNT PAID	

Received
APR 26 2023

tampaelectric.com



Statement Date: 04/21/2023
Account: 211023108387

SOUTH FORK III COMMUNITY
13602 WILLOW BLUESTAR LOOP, IRRG
RIVERVIEW, FL 33579-6610



Current month's charges:	\$25.08
Total amount due:	\$25.08
Payment Due By:	05/12/2023

Your Account Summary

Previous Amount Due	\$56.70
Payment(s) Received Since Last Statement	-\$56.70
Current Month's Charges	\$25.08
Total Amount Due	\$25.08

A one-stop shop to manage your account.



- Report an outage
- Check the status of your account
- Review and pay your balance
- Access your billing and payment history
- Monitor your energy use
- Sign up for notifications and programs

Log in at TECOaccount.com today!

00000128-0001318-Page 3 of 20

Amount not paid by due date may be assessed a late payment charge and an additional deposit.

Yard project?
Avoid damage and fines

Learn more at TampaElectric.com/811



To ensure prompt credit, please return stub portion of this bill with your payment. Make checks payable to TECO.



WAYS TO PAY YOUR BILL



See reverse side for more information

Account: 211023108387

Current month's charges:	\$25.08
Total amount due:	\$25.08
Payment Due By:	05/12/2023

Amount Enclosed \$
645211098191

SOUTH FORK III COMMUNITY
2005 PAN AM CIR, STE 120
TAMPA, FL 33607-2529

MAIL PAYMENT TO:
TECO
P.O. BOX 31318
TAMPA, FL 33631-3318

Account: **211023108387**
 Statement Date: 04/21/2023
 Current month's charges due **05/12/2023**



Details of Charges – Service from 03/17/2023 to 04/17/2023

Service for: 13602 WILLOW BLUESTAR LOOP, IRRG, RIVERVIEW, FL 33579-6610

Rate Schedule: **General Service - Non Demand**


Meter Location: IRRIGATION

00000128-0001319- Page 5 of 20

Meter Number	Read Date	Current Reading	-	Previous Reading	=	Total Used	Multiplier	Billing Period
1000835942	04/17/2023	57		54		3 kWh	1	32 Days

Tampa Electric Usage History

Kilowatt-Hours Per Day (Average)



Daily Basic Service Charge	32 days @ \$0.75000	\$24.00
Energy Charge	3 kWh @ \$0.07990/kWh	\$0.24
Fuel Charge	3 kWh @ \$0.05239/kWh	\$0.16
Storm Protection Charge	3 kWh @ \$0.00400/kWh	\$0.01
Clean Energy Transition Mechanism	3 kWh @ \$0.00427/kWh	\$0.01
Storm Surcharge	3 kWh @ \$0.01061/kWh	\$0.03
Florida Gross Receipt Tax		\$0.63
Electric Service Cost		\$25.08

Total Current Month's Charges

\$25.08

Recd
APR 26 2023

SOUTH FORK III COMMUNITY
11681 AMBLESIDE DR
RIVERVIEW, FL 33579-0000



Statement Date: 04/21/2023

Account: 211027012791

Past Due – Pay Immediately \$48,230.34

Current month's charges: \$17,704.85

Total amount due: \$65,935.19

Payment Due By: 05/12/2023

Your Account Summary

Previous Amount Due	\$48,230.34
Payment(s) Received Since Last Statement	\$0.00
Past Due – Pay Immediately	\$48,230.34
Current Month's Charges	\$17,704.85
Total Amount Due	\$65,935.19

00000129-0001321-Page 9 of 20

A one-stop shop to manage your account.



- Report an outage
- Check the status of your account
- Review and pay your balance
- Access your billing and payment history
- Monitor your energy use
- Sign up for notifications and programs

Log in at TECOaccount.com today!

Amount not paid by due date may be assessed a late payment charge and an additional deposit.

**Yard project?
Avoid damage and fines**

Learn more at TampaElectric.com/811



To ensure prompt credit, please return stub portion of this bill with your payment. Make checks payable to TECO.



WAYS TO PAY YOUR BILL



See reverse side for more information

Account: 211027012791

Past Due – Pay Immediately \$48,230.34

Current month's charges: \$17,704.85

Total amount due: \$65,935.19

Payment Due By: 05/12/2023

Amount Enclosed \$

674840588405

SOUTH FORK III COMMUNITY
2005 PAN AM CIR, STE 120
TAMPA, FL 33607-2529

MAIL PAYMENT TO:
TECO
P.O. BOX 31318
TAMPA, FL 33631-3318

Account: 211027012791
Statement Date: 04/21/2023
Current month's charges due 05/12/2023



Details of Charges – Service from 03/17/2023 to 04/17/2023

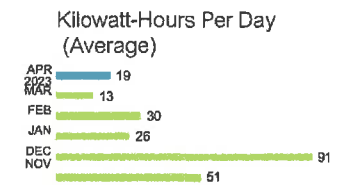
Service for: 11681 AMBLESIDE DR, RIVERVIEW, FL 33579-0000

Rate Schedule: **General Service - Non Demand**

Meter Number	Read Date	Current Reading	Previous Reading	Total Used	Multiplier	Billing Period
1000581259	04/17/2023	45,874	45,281	593 kWh	1	32 Days

Daily Basic Service Charge	32 days @ \$0.75000	\$24.00
Energy Charge	593 kWh @ \$0.07990/kWh	\$47.38
Fuel Charge	593 kWh @ \$0.05239/kWh	\$31.07
Storm Protection Charge	593 kWh @ \$0.00400/kWh	\$2.37
Clean Energy Transition Mechanism	593 kWh @ \$0.00427/kWh	\$2.53
Storm Surcharge	593 kWh @ \$0.01061/kWh	\$6.29
Florida Gross Receipt Tax		\$2.91
Electric Service Cost		\$116.55
Other Fees and Charges		
Electric Late Payment Fee		\$5.00
Elec Reconnect Chrg Meter		\$12.00
Total Other Fees and Charges		\$17.00

Tampa Electric Usage History



00000128-0001322-Page 11 of 20

Details of Charges – Service from 03/17/2023 to 04/17/2023

Service for: 11681 AMBLESIDE DR, RIVERVIEW, FL 33579-0000

Rate Schedule: **Lighting Service**

Lighting Service Items LS-1 (Bright Choices) for 32 days

Lighting Energy Charge	6810 kWh @ \$0.03511/kWh	\$239.10
Fixture & Maintenance Charge	340 Fixtures	\$6229.36
Lighting Pole / Wire	340 Poles	\$9888.16
Lighting Fuel Charge	6810 kWh @ \$0.05169/kWh	\$352.01
Storm Protection Charge	6810 kWh @ \$0.01466/kWh	\$99.83
Clean Energy Transition Mechanism	6810 kWh @ \$0.00036/kWh	\$2.45
Storm Surcharge	6810 kWh @ \$0.00326/kWh	\$22.20
Florida Gross Receipt Tax		\$18.35
Lighting Charges		\$16,851.46
Other Fees and Charges		
Lighting Late Payment Fee		\$719.84
Total Other Fees and Charges		\$719.84

Total Current Month's Charges

\$17,704.85

Received
APR 26 2023

Statement Date: 04/21/2023
Account: 221008511331

SOUTH FORK III COMMUNITY
11869 AMBLESIDE BLVD
RIVERVIEW, FL 33579



Current month's charges:	\$28.02
Total amount due:	\$28.02
Payment Due By:	05/12/2023

Your Account Summary

Previous Amount Due	\$13.67
Payment(s) Received Since Last Statement	-\$13.67
Current Month's Charges	\$28.02
Total Amount Due	\$28.02

A one-stop shop to manage your account.



- Report an outage
- Check the status of your account
- Review and pay your balance
- Access your billing and payment history
- Monitor your energy use
- Sign up for notifications and programs

Log in at TECOaccount.com today!

00000129-0001324- Page 15 of 20

Amount not paid by due date may be assessed a late payment charge and an additional deposit.

Yard project?
Avoid damage and fines

Learn more at TampaElectric.com/811



CALL
811



WAIT two business days



Start **DIGGING!**

To ensure prompt credit, please return stub portion of this bill with your payment. Make checks payable to TECO.



WAYS TO PAY YOUR BILL



See reverse side for more information

Account: 221008511331

Current month's charges:	\$28.02
Total amount due:	\$28.02
Payment Due By:	05/12/2023
Amount Enclosed	\$ _____

608174152632

SOUTH FORK III COMMUNITY
2005 PAN AM CIR, STE 120
TAMPA, FL 33607-2529

MAIL PAYMENT TO:
TECO
P.O. BOX 31318
TAMPA, FL 33631-3318

Account: 221008511331
Statement Date: 04/21/2023
Current month's charges due 05/12/2023



Details of Charges – Service from 03/17/2023 to 04/17/2023

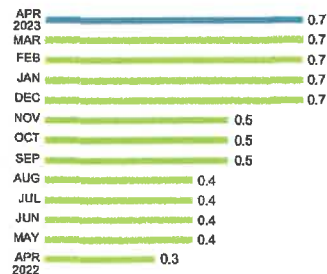
Service for: 11869 AMBLESIDE BLVD, RIVERVIEW, FL 33579

Rate Schedule: General Service - Non Demand

Meter Number	Read Date	Current Reading	-	Previous Reading	=	Total Used	Multiplier	Billing Period
1000838853	04/17/2023	227		205		22 kWh	1	32 Days

Tampa Electric Usage History

Kilowatt-Hours Per Day (Average)



Daily Basic Service Charge	32 days @ \$0.75000	\$24.00
Energy Charge	22 kWh @ \$0.07990/kWh	\$1.76
Fuel Charge	22 kWh @ \$0.05239/kWh	\$1.15
Storm Protection Charge	22 kWh @ \$0.00400/kWh	\$0.09
Clean Energy Transition Mechanism	22 kWh @ \$0.00427/kWh	\$0.09
Storm Surcharge	22 kWh @ \$0.01061/kWh	\$0.23
Florida Gross Receipt Tax		\$0.70
Electric Service Cost		\$28.02

Total Current Month's Charges

\$28.02

00000123-0001325-Page 17 of 20

CHECK REQUEST FORM
South Fork III

Date: 4/28/2023

Invoice#: 03312023-1

Vendor#: V00063

Vendor Name: South Fork III

Pay From: Truist Acct# 8694

Description: Series 2018 - FY 23 Tax Dist. ID Interest

Code to: 202.103200.1000

Amount: \$5,984.97

Requested By: 4/28/2023
Teresa Farlow

SOUTH FORK III CDD
DISTRICT CHECK REQUEST

Today's Date 3/31/2023
Check Amount \$5,984.97
Payable To South Fork III CDD
Check Description Series 2018 - FY 23 Tax Dist. ID Interest payment
Special Instructions Do not mail. Please give to Eric

(Please attach all supporting documentation: invoices, receipts, etc.)

Due to correction to tax allocation

Eric

Authorization

DM		
Fund	<u>001</u>	
G/L	<u>20702</u>	
Object Code		
Chk #		Date

CHECK REQUEST FORM
South Fork III

Date: 4/7/2023

Invoice#: 04052023-1

Vendor#: V00063

Vendor Name: South Fork III

Pay From: Truist Acct# 8694

Description: Series 2016 - FY 23 Tax Dist. ID 616

Code to: 200.103200.1000

Amount: \$5,420.22

Requested By: 4/7/2023
Teresa Farlow

SOUTH FORK III CDD

DISTRICT CHECK REQUEST

Today's Date 4/5/2023
Check Amount \$5,420.22
Payable To South Fork III CDD
Check Description Series 2016 - FY 23 Tax Dist. ID 616
Special Instructions Do not mail. Please give to Eric

(Please attach all supporting documentation: invoices, receipts, etc.)

Eric

Authorization

DM	
Fund	<u>001</u>
G/L	<u>20702</u>
Object Code	
Chk #	_____ Date _____

SOUTH FORK III CDD

TAX REVENUE RECEIPTS AND TRANSFER SCHEDULE Fiscal Year 2023, Tax Year 2022

	Fiscal Year 2023 Percentages	
Net O&M	38.111%	0.381110
Net DS 16	20.970%	0.209700
Net DS 18	3.114%	0.031140
Net DS 19	37.805%	0.378050
Net Total	100.000%	100.000%

1,548,727.56

Date Received	Amount Received	38.11%		20.97%		3.11%		37.80%		Proof	Date Transferred / Distribution ID	Notes / CDD check #
		Raw Numbers Operations Revenue	Rounded Operations Revenue	Raw Numbers 2016 Debt Service Revenue	Rounded 2016 Debt Service Revenue	Raw Numbers 2018 Debt Service Revenue	Rounded 2018 Debt Service Revenue	Raw Numbers 2019 Debt Service Revenue	Rounded 2019 Debt Service Revenue			
11/3/2022	28,884.53	11,007.89	11,007.89	6,057.09	6,057.09	898.31	898.31	10,918.35	10,918.35	(2.89)	595	2520/
11/16/2022	83,693.05	31,895.42	31,895.42	17,550.43	17,550.43	2,602.85	2,602.85	31,635.97	31,635.97	(8.38)	598	2523/2520/2520
11/22/2022	49,086.33	18,707.29	18,707.29	10,293.40	10,293.40	1,528.55	1,528.55	18,557.09	18,557.09	-	599	2520
11/28/2022	102,899.64	39,216.08	39,216.08	21,578.05	21,578.05	3,204.29	3,204.29	38,901.21	38,901.21	(0.01)	600	2555
12/6/2022	2,502,427.84	953,700.27	953,700.27	524,759.12	524,759.12	77,925.60	77,925.60	946,042.84	946,042.84	(0.01)	602	2549
12/13/2022	21,637.08	8,246.11	8,246.11	4,537.30	4,537.30	673.78	673.78	8,179.90	8,179.90	0.01	604	2563
1/5/2023	79,683.90	30,368.33	30,368.33	16,709.71	16,709.71	2,481.36	2,481.36	30,124.50	30,124.50	-	606	2582
2/3/2023	17,115.22	6,522.78	6,522.78	3,589.06	3,589.06	532.97	532.97	6,470.41	6,470.41	-	610	2586
1/23/2023	1,256.59	478.90	478.90	263.51	263.51	39.13	39.13	475.05	475.05	-	Interest payment	2596
3/2/2023	9,893.98	3,770.69	3,770.69	2,074.77	2,074.77	308.10	308.10	3,740.42	3,740.42	-	613	2608
4/5/2023	25,847.49	9,850.74	9,850.74	5,420.22	5,420.22	804.89	804.89	9,771.64	9,771.64	(0.00)	616	
		-	-	-	-	-	-	-	-	-	-	-
		-	-	-	-	-	-	-	-	-	-	-
		-	-	-	-	-	-	-	-	-	-	-
		-	-	-	-	-	-	-	-	-	-	-
		-	-	-	-	-	-	-	-	-	-	-
TOTAL	2,922,425.65	1,113,764.51	1,113,764.50	612,832.66	612,832.66	90,999.83	90,999.83	1,104,817.39	1,104,817.38	(11.28)		
Net Total on Roll	2,908,399.87		1,108,423.46	609,897.47	609,897.47		90,572.68		1,099,506.25			
Collection Surplus / (Deficit)	14,025.78		5,341.04	2,935.19	2,935.19		427.15		5,311.13			

Hillsborough County Tax Collector - Distribution of Property Tax Summary by Agency for 03-01-2023 to 03-31-2023 dated 04-06-2023 - Run 04/05/2023 10:04AM

Distribution ID	Act System Num	Agency Code	Funding Agency	Tax	Fees	Penalty	Interest	Discount	Allocated	Commission	Distributed Amt
616	DN022134	FNSD 00134	RESERVE AT PRADERA CDD	8,624.71	0.00	0.00	0.00	0.00	8,624.71	172.49	8,452.22
616	DN022135	FNSD 00135	CARLTON LAKES CDD	14,034.16	0.00	0.00	0.00	0.00	14,034.16	280.69	13,753.47
616	DN022136	FNSD 00136	SUMMITAT FERN HILL CDD	637.28	0.00	0.00	0.00	0.00	637.28	12.74	624.54
616	DN022137	FNSD 00137	OAKS AT SHADY CREEK CDD	10,608.88	0.00	0.00	0.00	0.00	10,608.88	212.18	10,396.70
616	DN022138	FNSD 00138	RIVERBEND WEST CDD	10,006.11	0.00	0.00	0.00	-23.45	9,982.66	199.66	9,783.00
616	DN022139	FNSD 00139	WYNNMERE EAST CDD	2,444.28	0.00	0.00	0.00	0.00	2,444.28	48.89	2,395.39
616	DN022140	FNSD 00140	SOUTH FORK III	26,374.99	0.00	0.00	0.00	0.00	26,374.99	527.50	25,847.49
616	DN022141	FNSD 00141	K-BAR II CDD	42,395.73	0.00	0.00	0.00	0.00	42,395.73	847.91	41,547.82
616	DN022142	FNSD 00142	WATERSET CENTRAL CDD	35,958.55	0.00	0.00	0.00	0.00	35,958.55	719.17	35,239.38
616	DN022143	FNSD 00143	TOUCHSTONE CDD	21,324.28	0.00	0.00	0.00	0.00	21,324.28	426.48	20,897.80
616	DN022144	FNSD 00144	VENTANA CDD	24,004.34	0.00	0.00	0.00	0.00	24,004.34	480.08	23,524.26
616	DN022145	FNSD 00145	TIMBER CREEK CDD	4,408.18	0.00	0.00	0.00	0.00	4,408.18	88.16	4,320.02
616	DN022147	FNSD 00147	BOYETTE PARK CDD	5,981.23	0.00	0.00	0.00	8.55	5,989.78	119.79	5,869.99
616	DN022149	FNSD 00149	CYPRESS MILL CDD	10,500.96	0.00	0.00	0.00	0.00	10,500.96	210.02	10,290.94
616	DN022150	FNSD 00150	SPENCER CREEK	757.99	0.00	0.00	0.00	0.00	757.99	15.16	742.83
616	DN022151	FNSD 00151	SHELL POINT CDD	15,553.00	0.00	0.00	0.00	0.00	15,553.00	311.06	15,241.94
616	DN022152	FNSD 00152	CREEK PRESERVE CDD	15,473.65	0.00	0.00	0.00	0.00	15,473.65	309.47	15,164.18
616	DN022153	FNSD 00153	BELMONT II CDD	5,714.31	0.00	0.00	0.00	0.00	5,714.31	114.28	5,600.03
616	DN022154	FNSD 00154	FISHHAWK RANCH CDD	116,629.98	0.00	0.00	0.00	-20.16	116,609.82	2,332.20	114,277.62
616	DN022155	FNSD 00155	LYNWOOD CDD	3,492.68	0.00	0.00	0.00	0.00	3,492.68	69.85	3,422.83
616	DN022156	FNSD 00156	RHODINE ROAD NORTH CDD	5,599.55	0.00	0.00	0.00	0.00	5,599.55	111.99	5,487.56
616	DN022158	FNSD 00158	BELMOND RESERVE CDD	11,334.92	0.00	0.00	0.00	0.00	11,334.92	226.70	11,108.22

CHECK REQUEST FORM
South Fork III

Date: 4/7/2023

Invoice#: 04052023-2

Vendor#: V00063

Vendor Name: South Fork III

Pay From: Truist Acct# 8694

Description: Series 2018 - FY 23 Tax Dist. ID 616

Code to: 202.103200.1000

Amount: \$804.89

Requested By: 4/7/2023
Teresa Farlow

SOUTH FORK III CDD
DISTRICT CHECK REQUEST

Today's Date 4/5/2023
Check Amount **\$804.89**
Payable To South Fork III CDD
Check Description Series 2018 - FY 23 Tax Dist. ID 616
Special Instructions Do not mail. Please give to Eric

(Please attach all supporting documentation: invoices, receipts, etc.)

Eric
_____ Authorization

DM	
Fund	<u>001</u>
G/L	<u>20702</u>
Object Code	
Chk #	_____ Date _____

SOUTH FORK III CDD

TAX REVENUE RECEIPTS AND TRANSFER SCHEDULE
Fiscal Year 2023, Tax Year 2022

1,548,727.56

	Fiscal Year 2023 Percentages	
Net O&M	38.111%	0.381110
Net DS 16	20.970%	0.209700
Net DS 18	3.114%	0.031140
Net DS 19	37.805%	0.378050
Net Total	100.00%	100.00%

Date Received	Amount Received	38.11%		20.97%		3.11%		37.80%		Proof	Date Transferred / Distribution ID	Notes / CDD check #
		Raw Numbers Operations Revenue	Rounded Operations Revenue	Raw Numbers 2016 Debt Service Revenue	Rounded 2016 Debt Service Revenue	Raw Numbers 2018 Debt Service Revenue	Rounded 2018 Debt Service Revenue	Raw Numbers 2019 Debt Service Revenue	Rounded 2019 Debt Service Revenue			
11/3/2022	28,884.53	11,007.89	11,007.89	6,057.09	6,057.09	898.31	898.31	10,918.35	10,918.35	(2.89)	595	2520/
11/16/2022	83,693.05	31,835.42	31,895.42	17,550.43	17,550.43	2,602.85	2,602.85	31,635.97	31,635.97	(8.38)	598	2523/2520/2520
11/22/2022	49,086.33	18,707.29	18,707.29	10,293.40	10,293.40	1,528.55	1,528.55	18,557.09	18,557.09	-	599	2520
11/28/2022	102,899.64	39,216.08	39,216.08	21,578.05	21,578.05	3,204.29	3,204.29	38,901.21	38,901.21	(0.01)	600	2555
12/6/2022	2,502,427.84	953,700.27	953,700.27	524,759.12	524,759.12	77,925.60	77,925.60	946,042.84	946,042.84	(0.01)	602	2549
12/13/2022	21,637.08	8,246.11	8,246.11	4,537.30	4,537.30	673.78	673.78	8,179.90	8,179.90	0.01	604	2563
1/5/2023	79,683.90	30,368.33	30,368.33	16,709.71	16,709.71	2,481.36	2,481.36	30,124.50	30,124.50	-	606	2582
2/3/2023	17,115.22	6,522.78	6,522.78	3,589.06	3,589.06	532.97	532.97	6,470.41	6,470.41	-	610	2586
1/23/2023	1,256.59	478.90	478.90	263.51	263.51	39.13	39.13	475.05	475.05	-	Int-rest payment	2596
3/2/2023	9,893.98	3,770.69	3,770.69	2,074.77	2,074.77	308.10	308.10	3,740.42	3,740.42	-	613	2608
4/5/2023	25,847.49	9,850.74	9,850.74	5,420.22	5,420.22	804.89	804.89	9,771.64	9,771.64	(0.00)	616	
TOTAL	2,922,425.65	1,113,764.51	1,113,764.50	612,832.66	612,832.66	90,999.83	90,999.83	1,104,817.39	1,104,817.38	(11.28)		
Net Total on Roll	2,908,399.87		1,108,423.46	609,897.47	609,897.47	90,572.68	90,572.68	1,099,506.25	1,099,506.25			
Surplus / (Deficit)	14,025.78		5,341.04	2,935.19	2,935.19	427.15	427.15	5,311.13	5,311.13			

Hillsborough County Tax Collector - Distribution of Property Tax Summary by Agency for 03-01-2023 to 03-31-2023 dated 04-06-2023 - Run 04/05/2023 10:04AM

Distribution ID	Act System Num	Agency Code	Funding Agency	Tax	Fees	Penalty	Interest	Discount	Allocated	Commission	Distributed Amt
616	DN022134	FNSD 00134	RESERVE AT PRADERA CDD	8,624.71	0.00	0.00	0.00	0.00	8,624.71	172.49	8,452.22
616	DN022135	FNSD 00135	CARLTON LAKES CDD	14,034.16	0.00	0.00	0.00	0.00	14,034.16	280.69	13,753.47
616	DN022136	FNSD 00136	SUMMITAT FERN HILL CDD	637.28	0.00	0.00	0.00	0.00	637.28	12.74	624.54
616	DN022137	FNSD 00137	OAKS AT SHADY CREEK CDD	10,608.88	0.00	0.00	0.00	0.00	10,608.88	212.18	10,396.70
616	DN022138	FNSD 00138	RIVERBEND WEST CDD	10,005.11	0.00	0.00	0.00	-23.45	9,982.66	195.66	9,783.00
616	DN022139	FNSD 00139	WYNNMERE EAST CDD	2,444.28	0.00	0.00	0.00	0.00	2,444.28	48.89	2,395.39
616	DN022140	FNSD 00140	SOUTH FORK III	26,374.99	0.00	0.00	0.00	0.00	26,374.99	527.50	25,847.49
616	DN022141	FNSD 00141	K-BAR II CDD	42,395.73	0.00	0.00	0.00	0.00	42,395.73	847.91	41,547.82
616	DN022142	FNSD 00142	WATERSSET CENTRAL CDD	35,958.55	0.00	0.00	0.00	0.00	35,958.55	719.17	35,239.38
616	DN022143	FNSD 00143	TOUCHSTONE CDD	21,324.28	0.00	0.00	0.00	0.00	21,324.28	426.48	20,897.80
616	DN022144	FNSD 00144	VENTANA CDD	24,004.34	0.00	0.00	0.00	0.00	24,004.34	480.08	23,524.26
616	DN022145	FNSD 00145	TIMBER CREEK CDD	4,408.18	0.00	0.00	0.00	0.00	4,408.18	88.16	4,320.02
616	DN022147	FNSD 00147	BOYETTE PARK CDD	5,981.23	0.00	0.00	0.00	8.55	5,989.78	119.79	5,869.99
616	DN022149	FNSD 00149	CYPRESS MILL CDD	10,500.96	0.00	0.00	0.00	0.00	10,500.96	210.02	10,290.94
616	DN022150	FNSD 00150	SPENCER CREEK	757.99	0.00	0.00	0.00	0.00	757.99	15.16	742.83
616	DN022151	FNSD 00151	SHELL POINT CDD	15,553.00	0.00	0.00	0.00	0.00	15,553.00	311.06	15,241.94
616	DN022152	FNSD 00152	CREEK PRESERVE CDD	15,473.65	0.00	0.00	0.00	0.00	15,473.65	309.47	15,164.18
616	DN022153	FNSD 00153	BELMONT II CDD	5,714.31	0.00	0.00	0.00	0.00	5,714.31	114.28	5,600.03
616	DN022154	FNSD 00154	FISHHAWK RANCH CDD	116,629.98	0.00	0.00	0.00	-20.16	116,609.82	2,332.20	114,277.62
616	DN022155	FNSD 00155	LYNWOOD CDD	3,492.68	0.00	0.00	0.00	0.00	3,492.68	69.85	3,422.83
616	DN022156	FNSD 00156	RHODINE ROAD NORTH CDD	5,595.55	0.00	0.00	0.00	0.00	5,595.55	111.99	5,483.56
616	DN022158	FNSD 00158	BELMONT RESERVE CDD	11,334.92	0.00	0.00	0.00	0.00	11,334.92	226.70	11,108.22

CHECK REQUEST FORM
South Fork III

Date: 4/7/2023

Invoice#: 04052023-3

Vendor#: V00063

Vendor Name: South Fork III

Pay From: Truist Acct# 8694

Description: Series 2019 V & W - FY 23 Tax Dist. ID 616

Code to: 203.103200.1000

Amount: **\$9,771.64**

Requested By: Teresa Farlow 4/7/2023

SOUTH FORK III CDD

DISTRICT CHECK REQUEST

Today's Date 4/5/2023
Check Amount \$9,771.64
Payable To South Fork III CDD
Check Description Series 2019 V & W - FY 23 Tax Dist. ID 616
Special Instructions Do not mail. Please give to Eric

(Please attach all supporting documentation: invoices, receipts, etc.)

Eric

Authorization

DM					
Fund		<u>001</u>			
G/L		<u>20702</u>			
Object Code					
Chk	#	_____	Date	_____	_____

SOUTH FORK III CDD

TAX REVENUE RECEIPTS AND TRANSFER SCHEDULE

Fiscal Year 2023, Tax Year 2022

	Fiscal Year 2023 Percentages
Net O&M	38.111%
Net DS 16	20.970%
Net DS 18	3.114%
Net DS 19	37.805%
Net Total	100.00%

1,548,727.56

Date Received	Amount Received	38.11%		20.97%		3.11%		37.80%		Proof	Date Transferred / Distribution ID	Notes / CDD check #
		Raw Numbers Operations Revenue	Rounded Operations Revenue	Raw Numbers 2016 Debt Service Revenue	Rounded 2016 Debt Service Revenue	Raw Numbers 2018 Debt Service Revenue	Rounded 2018 Debt Service Revenue	Raw Numbers 2019 Debt Service Revenue	Rounded 2019 Debt Service Revenue			
11/3/2022	28,884.53	11,007.89	11,007.89	6,057.09	6,057.09	898.31	898.31	10,918.35	10,918.35	(2.89)	595	2520/
11/16/2022	83,693.05	31,895.42	31,895.42	17,550.43	17,550.43	2,602.85	2,602.85	31,635.97	31,635.97	(8.38)	598	2523/2520/2520
11/22/2022	49,086.33	18,707.29	18,707.29	10,293.40	10,293.40	1,528.55	1,528.55	18,557.09	18,557.09	-	599	2520
11/28/2022	102,899.64	39,216.08	39,216.08	21,578.05	21,578.05	3,204.29	3,204.29	38,901.21	38,901.21	(0.01)	600	2555
12/6/2022	2,502,427.84	953,700.27	953,700.27	524,759.12	524,759.12	77,925.60	77,925.60	946,042.84	946,042.84	(0.01)	602	2549
12/13/2022	21,637.08	8,246.11	8,246.11	4,537.30	4,537.30	673.78	673.78	8,179.90	8,179.90	0.01	604	2563
1/5/2023	79,683.90	30,368.33	30,368.33	16,709.71	16,709.71	2,481.36	2,481.36	30,124.50	30,124.50	-	606	2582
2/3/2023	17,115.22	6,522.78	6,522.78	3,589.06	3,589.06	532.97	532.97	6,470.41	6,470.41	-	610	2586
1/23/2023	1,256.59	478.90	478.90	263.51	263.51	39.13	39.13	475.05	475.05	-	Interest payment	2596
3/2/2023	9,893.98	3,770.69	3,770.69	2,074.77	2,074.77	308.10	308.10	3,740.42	3,740.42	-	613	2608
4/5/2023	25,847.49	9,850.74	9,850.74	5,420.22	5,420.22	804.89	804.89	9,771.64	9,771.64	(0.00)	616	
		-	-	-	-	-	-	-	-	-	-	
		-	-	-	-	-	-	-	-	-	-	
		-	-	-	-	-	-	-	-	-	-	
		-	-	-	-	-	-	-	-	-	-	
		-	-	-	-	-	-	-	-	-	-	
		-	-	-	-	-	-	-	-	-	-	
		-	-	-	-	-	-	-	-	-	-	
TOTAL	2,922,425.65	1,113,764.51	1,113,764.50	612,832.66	612,832.66	90,999.83	90,999.83	1,104,817.39	1,104,817.38	(11.28)		
Net Total on Roll	2,908,399.87		1,108,423.46	609,897.47		90,572.68		1,099,506.25				
Collection Surplus / (Deficit)	14,025.78		5,341.04	2,935.19		427.15		5,311.13				

Hillsborough County Tax Collector - Distribution of Property Tax Summary by Agency for 03-01-2023 to 03-31-2023 dated 04-06-2023 - Run 04/05/2023 10:04AM

Distribution ID	Act System Num	Agency Code	Funding Agency	Tax	Fees	Penalty	Interest	Discount	Allocated	Commission	Distributed Amt
616	DN022134	FNSD 00134	RESERVE AT PRADERA CDD	8,624.71	0.00	0.00	0.00	0.00	8,624.71	172.49	8,452.22
616	DN022135	FNSD 00135	CARLTON LAKES CDD	14,034.16	0.00	0.00	0.00	0.00	14,034.16	280.69	13,753.47
616	DN022136	FNSD 00136	SUMMITAT FERN HILL CDD	637.28	0.00	0.00	0.00	0.00	637.28	12.74	624.54
616	DN022137	FNSD 00137	OAKS AT SHADY CREEK CDD	10,608.88	0.00	0.00	0.00	0.00	10,608.88	212.18	10,396.70
616	DN022138	FNSD 00138	RIVERBEND WEST CDD	10,006.11	0.00	0.00	0.00	-23.45	9,982.66	199.66	9,783.00
616	DN022139	FNSD 00139	WYNNIMERE EAST CDD	2,444.28	0.00	0.00	0.00	0.00	2,444.28	48.89	2,395.39
616	DN022140	FNSD 00140	SOUTH FORK III	26,374.99	0.00	0.00	0.00	0.00	26,374.99	527.50	25,847.49
616	DN022141	FNSD 00141	K-BAR II CDD	42,395.73	0.00	0.00	0.00	0.00	42,395.73	847.91	41,547.82
616	DN022142	FNSD 00142	WATERSET CENTRAL CDD	35,958.55	0.00	0.00	0.00	0.00	35,958.55	719.17	35,239.38
616	DN022143	FNSD 00143	TOUCHSTONE CDD	21,324.28	0.00	0.00	0.00	0.00	21,324.28	426.48	20,897.80
616	DN022144	FNSD 00144	VENTANA CDD	24,004.34	0.00	0.00	0.00	0.00	24,004.34	480.08	23,524.26
616	DN022145	FNSD 00145	TIMBER CREEK CDD	4,408.18	0.00	0.00	0.00	0.00	4,408.18	88.16	4,320.02
616	DN022147	FNSD 00147	BOYETTE PARK CDD	5,981.23	0.00	0.00	0.00	8.55	5,969.78	119.79	5,869.99
616	DN022149	FNSD 00149	CYPRESS MILL CDD	10,500.96	0.00	0.00	0.00	0.00	10,500.96	210.02	10,290.94
616	DN022150	FNSD 00150	SPENCER CREEK	757.99	0.00	0.00	0.00	0.00	757.99	15.16	742.83
616	DN022151	FNSD 00151	SHELL POINT CDD	15,553.00	0.00	0.00	0.00	0.00	15,553.00	311.06	15,241.94
616	DN022152	FNSD 00152	CREEK PRESERVE CDD	15,473.65	0.00	0.00	0.00	0.00	15,473.65	309.47	15,164.18
616	DN022153	FNSD 00153	BELMONT II CDD	5,714.31	0.00	0.00	0.00	0.00	5,714.31	114.28	5,600.03
616	DN022154	FNSD 00154	FISHHAWK RANCH CDD	116,629.98	0.00	0.00	0.00	-20.16	116,609.82	2,332.20	114,277.62
616	DN022155	FNSD 00155	LYNWOOD CDD	3,492.68	0.00	0.00	0.00	0.00	3,492.68	69.85	3,422.83
616	DN022156	FNSD 00156	RHODINE ROAD NORTH CDD	5,599.55	0.00	0.00	0.00	0.00	5,599.55	111.99	5,487.56
616	DN022158	FNSD 00158	BELMOND RESERVE CDD	11,334.92	0.00	0.00	0.00	0.00	11,334.92	226.70	11,108.22

CHECK REQUEST FORM
South Fork III

Date: 4/28/2023

Invoice#: 04272023-1

Vendor#: V00063

Vendor Name: South Fork III

Pay From: Truist Acct# 8694

Description: Series 2019 V & W - FY 23 Tax Dist. ID 595

Code to: 203.103200.1000

Amount: **\$10,921.24**

Requested By: 4/28/2023
Teresa Farlow

SOUTH FORK III CDD

DISTRICT CHECK REQUEST

Today's Date 4/27/2023
Check Amount **\$10,921.24**
Payable To South Fork III CDD
Check Description Series 2019 V & W - FY 23 Tax Dist. ID 595
Special Instructions Do not mail. Please give to Eric

(Please attach all supporting documentation: invoices, receipts, etc.)

Eric

Authorization

DM		
Fund	<u>001</u>	
G/L	<u>20702</u>	
Object Code		
Chk #		Date

SOUTH FORK III CDD

TAX REVENUE RECEIPTS AND TRANSFER SCHEDULE

Fiscal Year 2023, Tax Year 2022

	Dollar Amounts	Fiscal Year 2023 Percentages
Net O&M	\$ 1,108,423.46	38.111%
Net DS 16	\$ 609,897.47	20.970%
Net DS 18	\$ 90,572.68	3.114%
Net DS 19	\$ 1,099,506.25	37.805%
Net Total	2,908,399.87	100.00%

1,548,727.56

Date Received	Amount Received	38.11%		20.97%		3.11%		37.80%		Proof	Date Transferred / Distribution ID	Notes / CDD check #
		Raw Numbers Operations Revenue	Rounded Operations Revenue	Raw Numbers 2016 Debt Service Revenue	Rounded 2016 Debt Service Revenue	Raw Numbers 2018 Debt Service Revenue	Rounded 2018 Debt Service Revenue	Raw Numbers 2019 Debt Service Revenue	Rounded 2019 Debt Service Revenue			
11/3/2022	28,884.53	11,007.89	11,007.89	6,057.09	6,057.09	898.31	898.31	10,921.24	10,921.24	-	595	2520/
11/16/2022	83,693.05	31,895.42	31,895.42	17,550.43	17,550.43	2,602.85	2,602.85	31,635.97	31,635.97	(8.38)	598	2523/2520/2520
11/22/2022	49,086.33	18,707.29	18,707.29	10,293.40	10,293.40	1,528.55	1,528.55	18,557.09	18,557.09	-	599	2520
11/28/2022	102,899.64	39,216.08	39,216.08	21,578.05	21,578.05	3,204.29	3,204.29	38,901.21	38,901.21	(0.01)	600	2555
12/6/2022	2,502,427.84	953,700.27	953,700.27	524,759.12	524,759.12	77,925.60	77,925.60	946,042.84	946,042.84	(0.01)	602	2549
12/13/2022	21,637.08	8,246.11	8,246.11	4,537.30	4,537.30	673.78	673.78	8,179.90	8,179.90	0.01	604	2563
1/5/2023	79,683.90	30,368.33	30,368.33	16,709.71	16,709.71	2,481.36	2,481.36	30,124.50	30,124.50	-	606	2582
2/3/2023	17,115.22	6,522.78	6,522.78	3,589.06	3,589.06	532.97	532.97	6,470.41	6,470.41	-	610	2586
1/23/2023	1,256.59	478.90	478.90	263.51	263.51	39.13	39.13	475.05	475.05	-	Interest Payment	2596
3/2/2023	9,893.98	3,770.69	3,770.69	2,074.77	2,074.77	308.10	308.10	3,740.42	3,740.42	-	613	2608
4/5/2023	25,847.49	9,850.74	9,850.74	5,420.22	5,420.22	804.89	804.89	9,771.64	9,771.64	(0.00)	616	2628
		-	-	-	-	-	-	-	-	-	-	-
		-	-	-	-	-	-	-	-	-	-	-
		-	-	-	-	-	-	-	-	-	-	-
		-	-	-	-	-	-	-	-	-	-	-
		-	-	-	-	-	-	-	-	-	-	-
		-	-	-	-	-	-	-	-	-	-	-
		-	-	-	-	-	-	-	-	-	-	-
TOTAL	2,922,425.65	1,113,764.51	1,113,764.50	612,832.66	612,832.66	90,999.83	90,999.83	1,104,820.28	1,104,820.27	(8.39)		
Net Total on Roll	2,908,399.87		1,108,423.46	609,897.47			90,572.68		1,099,506.25			
Collection Surplus / (Deficit)	14,025.78		5,341.04	2,935.19			427.15		5,314.02			

CHECK REQUEST FORM
South Fork III

Date: 4/28/2023

Invoice#: 04272023-2

Vendor#: V00063

Vendor Name: South Fork III

Pay From: Truist Acct# 8694

Description: Series 2018 - FY 23 Tax Dist. ID 595

Code to: 202.103200.1000

Amount: **\$898.31**

Requested By: 4/28/2023
Teresa Farlow

SOUTH FORK III CDD
DISTRICT CHECK REQUEST

Today's Date 4/27/2023
Check Amount \$898.31
Payable To South Fork III CDD
Check Description Series 2018 - FY 23 Tax Dist. ID 595
Special Instructions Do not mail. Please give to Eric

(Please attach all supporting documentation: invoices, receipts, etc.)

Eric
Authorization

DM	
Fund	<u>001</u>
G/L	<u>20702</u>
Object Code	
Chk #	_____ Date _____

SOUTH FORK III CDD

TAX REVENUE RECEIPTS AND TRANSFER SCHEDULE

Fiscal Year 2023, Tax Year 2022

1,548,727.56

	Dollar Amounts	Fiscal Year 2023 Percentages
Net O&M	\$ 1,108,423.46	38.111%
Net DS 16	\$ 609,897.47	20.970%
Net DS 18	\$ 90,572.68	3.114%
Net DS 19	\$ 1,099,506.25	37.805%
Net Total	2,908,399.87	100.000%

Date Received	Amount Received	38.11%		20.97%		3.11%		37.80%		Proof	Date Transferred / Distribution ID	Notes / CDD check #
		Raw Numbers Operations Revenue	Rounded Operations Revenue	Raw Numbers 2016 Debt Service Revenue	Rounded 2016 Debt Service Revenue	Raw Numbers 2018 Debt Service Revenue	Rounded 2018 Debt Service Revenue	Raw Numbers 2019 Debt Service Revenue	Rounded 2019 Debt Service Revenue			
11/3/2022	28,884.53	11,007.89	11,007.89	6,057.09	6,057.09	898.31	898.31	10,921.24	10,921.24	-	595	2520/
11/16/2022	83,693.05	31,895.42	31,895.42	17,550.43	17,550.43	2,602.85	2,602.85	31,635.97	31,635.97	(8.38)	598	2523/2520/2520
11/22/2022	49,086.33	18,707.29	18,707.29	10,293.40	10,293.40	1,528.55	1,528.55	18,557.09	18,557.09	-	599	2520
11/28/2022	102,899.64	39,216.08	39,216.08	21,578.05	21,578.05	3,204.29	3,204.29	38,901.21	38,901.21	(0.01)	600	2555
12/6/2022	2,502,427.84	953,700.27	953,700.27	524,759.12	524,759.12	77,925.60	77,925.60	946,042.84	946,042.84	(0.01)	602	2549
12/13/2022	21,637.08	8,246.11	8,246.11	4,537.30	4,537.30	673.78	673.78	8,179.90	8,179.90	0.01	604	2563
1/5/2023	79,683.90	30,368.33	30,368.33	16,709.71	16,709.71	2,481.36	2,481.36	30,124.50	30,124.50	-	606	2582
2/3/2023	17,115.22	6,522.78	6,522.78	3,589.06	3,589.06	532.97	532.97	6,470.41	6,470.41	-	610	2586
1/23/2023	1,256.59	478.90	478.90	263.51	263.51	39.13	39.13	475.05	475.05	-	Interest Payment	2596
3/2/2023	9,893.98	3,770.69	3,770.69	2,074.77	2,074.77	308.10	308.10	3,740.42	3,740.42	-	613	2608
4/5/2023	25,847.49	9,850.74	9,850.74	5,420.22	5,420.22	804.89	804.89	9,771.64	9,771.64	(0.00)	616	2628
		-	-	-	-	-	-	-	-	-	-	-
		-	-	-	-	-	-	-	-	-	-	-
		-	-	-	-	-	-	-	-	-	-	-
		-	-	-	-	-	-	-	-	-	-	-
		-	-	-	-	-	-	-	-	-	-	-
		-	-	-	-	-	-	-	-	-	-	-
TOTAL	2,922,425.65	1,113,764.51	1,113,764.50	612,832.66	612,832.66	90,999.83	90,999.83	1,104,820.28	1,104,820.27	(8.39)		
Net Total on Roll	2,908,399.87		1,108,423.46	609,897.47			90,572.68		1,099,506.25			
Surplus / (Deficit)	14,025.78		5,341.04	2,935.19			427.15		5,314.02			

Invoice Number	2064926
Invoice Date	April 10, 2023
Purchase Order	215612970
Customer Number	135309
Project Number	215612970

Bill To

South Fork III Community Development District
 Accounts Payable
 c/o Inframark
 210 North University Drive, Suite 702
 Coral Springs FL 33071
 United States

Please Remit To

Stantec Consulting Services Inc. (SCSI)
 13980 Collections Center Drive
 Chicago IL 60693
 United States

Project	South Fork III CDD			
	Project Manager	Stewart, Tonja L	For Period Ending	March 24, 2023
	Current Invoice Total (USD)	266.00		

Research signage and striping plans for turn lane at clubhouse; Submit SWFWMD certification

Top Task **2023** **2023 FY General Consulting**

Professional Services

Category/Employee		Current Hours	Rate	Current Amount
	Nurse, Vanessa M	1.75	152.00	266.00
	Subtotal Professional Services	<u>1.75</u>		<u>266.00</u>

Top Task Subtotal	2023 FY General Consulting	266.00
-------------------	----------------------------	--------

Total Fees & Disbursements	<u>266.00</u>
INVOICE TOTAL (USD)	266.00

Due upon receipt or in accordance with terms of the contract

Please contact Summer Fillingier if you have any questions concerning this invoice.
 Phone: (262) 241-8222 [E-mail: Summer.Fillingier@Stantec.com](mailto:Summer.Fillingier@Stantec.com)
 ** PLEASE SEND AN INVOICE # WITH PAYMENT **
 Thank you.

Bay Area Pump and Well Service LLC.

902 Eagle Ln • Apollo Beach, Florida 33572

Phone: 813-477-6930

Email: BayAreaPump@gmail.com

№ 5028

INVOICE

Customer Name South Fork III CDD			
Address City		State	Zip
Phone 813-991-1116 x1004	Fax	Email	
Job Name / Location Between Rushing Spring Dr & Galway Sand Rd.			Date of Order 3/31/23

Description of Work	Amount
Install New:	
Goulds SPD 20150F S-Drive VFD	
Remove existing 3 phase Converter	
PARTS & LABOR	8500⁰⁰
Total	8500⁰⁰

Customer Signature
I hereby acknowledge the satisfactory completion of the above described work

Thank You!

Bay Area Pump and Well Service LLC.

902 Eagle Ln • Apollo Beach, Florida 33572
 Phone: 813-477-6930
 Email: BayAreaPump@gmail.com

Nº 5141

INVOICE

Customer Name South Fork III C.D.D			
Address		City	State
Phone 813-991-1116 X1004		Fax	Email
Job Name / Location Between Rushing springs Dr and Gelway Sand Pt			Date of Order 4-17-23

Description of Work	Amount
Install new:	
7.5 hp Goulds 3ph 230v Motor	
Goulds 85GS75 Pump end	
126' 10X3 Submersible wire	
labor to pull and set pump	
No drop pipe was needed. parts and labor	8299 ⁰⁰
Total	8299⁰⁰

Customer Signature
 I hereby acknowledge the satisfactory completion of the above described work

Thank You!

2664 Cypress Ridge Blvd | Suite 103
 Wesley Chapel, FLORIDA 33544
<https://completeit.io>
 (813) 444-4355



South Fork 3 CDD
 11771 Ambleside Boulevard
 Riverview, FL, United States 33579

Invoice # 10536
 Invoice Date 03-14-23
Balance Due \$582.50

Item	Description	Unit Cost	Quantity	Line Total
(none)	Restroom Door Locking Assembly (Grade 2 Lever) Janitor Style doorlock	\$125.00	2.0	\$250.00
Tech Labor-Cameras ACS	Hourly Labor Service Minimum 1-hour Cameras/ACS	\$165.00	1.5	\$247.50
Trip Charge	Trip charge	\$85.00	1.0	\$85.00

Subtotal \$582.50
 Tax \$0.00
 Invoice Total \$582.50
 Payments \$0.00
 Credits \$0.00
Balance Due \$582.50



2664 Cypress Ridge Blvd | Suite 103
 Wesley Chapel, FLORIDA 33544
<https://completeit.io>
 (813) 444-4355



South Fork 3 CDD
 11771 Ambleside Boulevard
 Riverview, FL, United States 33579

Invoice # 10757
 Invoice Date 04-26-23
Balance Due \$125.00

Item	Description	Unit Cost	Quantity	Line Total
Tech Labor	Hourly Labor Service Minimum 1-hour	\$125.00	1.0	\$125.00
- For remote assistance with Securiteam on 4/17/2023 to help them configure their camera equipment to make sure it was all operational. Details in Ticket #10272.				

Subtotal	\$125.00
Tax	\$0.00
Invoice Total	\$125.00
Payments	\$0.00
Credits	\$0.00
Balance Due	\$125.00



Invoice Ticket

Ticket Date

Wed 04-26-23 04:28 PM

Ticket #

10272

Subject

Help Securiteam with their camera communication and port forwarding

Securiteam was onsite and needed help connecting their camera system.

I walked him through what we did with the network setup, as I detailed in our ticket and email sent to them just prior to the onsite visit, to make sure that he knew what we had hands on and what we didn't.

A few things of note came from the conversation:

- . They were the ones that installed the Linear system, but do not manage it.
- . There was a firmware bug that caused the DVRs to lose connection randomly that he has had to go by every client and update it. He did that with their DVRs prior to us speaking.
- . They went ahead and reset the NVRs because they were not able to get into them as they didn't know the password.

Initial Issue
Wed 04-26-23
04:28 PM
Mark Johnson

Once I explained that the two networks had a VPN tunnel and they could natively communicate with each subnet, he changed all the IPs on the viewer to local. From there, he required us to port forward the NVRs so that he could set it up on Dustin's app. He didn't have any ports on hand so we had to work with him to find that information. We tried a couple that he said he changed it to, but we ended up just forwarding the normal HTTP and RSTP ports and it all worked.

We also reserved the IP addresses of the NVRs that they had in there to prevent conflicts later on.

The only remaining concern is that neither location has a static IP address assigned to it. Once the DHCP address changes, it will break the VPN connection and port forwarding setup on any mobile devices. We have not received approval to make that change as of now, but so far it has not changed.

Ticket Comments

Date	Comment
Initial Issue Wed 04-26-23 04:28 PM Mark Johnson	<p data-bbox="337 239 1146 268">Securiteam was onsite and needed help connecting their camera system.</p> <p data-bbox="337 352 1495 415">I walked him through what we did with the network setup, as I detailed in our ticket and email sent to them just prior to the onsite visit, to make sure that he knew what we had hands on and what we didn't.</p> <p data-bbox="337 499 870 529">A few things of note came from the conversation:</p> <ul data-bbox="337 558 1507 764" style="list-style-type: none"><li data-bbox="337 558 1159 588">. They were the ones that installed the Linear system, but do not manage it.<li data-bbox="337 617 1474 680">. There was a firmware bug that caused the DVRs to lose connection randomly that he has had to go by every client and update it. He did that with their DVRs prior to us speaking.<li data-bbox="337 709 1507 764">. They went ahead and reset the NVRs because they were not able to get into them as they didn't know the password. <p data-bbox="337 848 1495 1008">Once I explained that the two networks had a VPN tunnel and they could natively communicate with each subnet, he changed all the IPs on the viewer to local. From there, he required us to port forward the NVRs so that he could set it up on Dustin's app. He didn't have any ports on hand so we had to work with him to find that information. We tried a couple that he said he changed it to, but we ended up just forwarding the normal HTTP and RSTP ports and it all worked.</p> <p data-bbox="337 1092 1406 1121">We also reserved the IP addresses of the NVRs that they had in there to prevent conflicts later on.</p> <p data-bbox="337 1205 1495 1302">The only remaining concern is that neither location has a static IP address assigned to it. Once the DHCP address changes, it will break the VPN connection and port forwarding setup on any mobile devices. We have not received approval to make that change as of now, but so far it has not changed.</p>

South Fork III Community Development District

Financial Statements
(Unaudited)

Period Ending
April 30, 2023

Prepared by:



2005 Pan Am Circle ~ Suite 300 ~ Tampa, Florida 33607
Phone (813) 873-7300 ~ Fax (813) 873-7070

SOUTH FORK III COMMUNITY DEVELOPMENT DISTRICT

Balance Sheet
As of April 30, 2023
(In Whole Numbers)

ACCOUNT DESCRIPTION	GENERAL FUND	SERIES 2016	SERIES 2018	SERIES 2019	SERIES 2018	SERIES 2019	GENERAL FIXED ASSETS FUND	GENERAL LONG-TERM DEBT FUND	TOTAL
		DEBT SERVICE FUND	DEBT SERVICE FUND	DEBT SERVICE FUND	CAPITAL PROJECTS FUND	CAPITAL PROJECTS FUND			
ASSETS									
Cash - Operating Account	\$ 407,333	\$ -	\$ -	\$ -	\$ -	\$ -	\$ -	\$ -	\$ 407,333
Cash in Transit	-	5,420	7,688	20,693	-	-	-	-	33,801
Due From Other Funds	-	4,903	12,942	14,594	-	26	-	-	32,465
Investments:									
Acq. & Construction - Other	-	-	-	-	6	-	-	-	6
Prepayment Account	-	172	-	30	-	-	-	-	202
Reserve Fund	-	296,813	377,666	229,209	-	-	-	-	903,688
Revenue Fund	-	626,341	749,963	476,877	-	-	-	-	1,853,181
Fixed Assets									
Construction Work In Process	-	-	-	-	-	-	24,050,988	-	24,050,988
Amount Avail In Debt Services	-	-	-	-	-	-	-	1,650,060	1,650,060
Amount To Be Provided	-	-	-	-	-	-	-	23,914,940	23,914,940
TOTAL ASSETS	\$ 407,333	\$ 933,649	\$ 1,148,259	\$ 741,403	\$ 6	\$ 26	\$ 24,050,988	\$ 25,565,000	\$ 52,846,664
LIABILITIES									
Accounts Payable	\$ 42,421	\$ -	\$ 6,883	\$ 10,921	\$ -	\$ -	\$ -	\$ -	\$ 60,225
Bonds Payable	-	-	-	-	-	-	-	25,565,000	25,565,000
Due To Other Funds	32,465	-	-	-	-	-	-	-	32,465
TOTAL LIABILITIES	74,886	-	6,883	10,921	-	-	-	25,565,000	25,657,690

SOUTH FORK III COMMUNITY DEVELOPMENT DISTRICT

Balance Sheet
As of April 30, 2023
(In Whole Numbers)

ACCOUNT DESCRIPTION	GENERAL FUND	SERIES 2016	SERIES 2018	SERIES 2019	SERIES 2018	SERIES 2019	GENERAL FIXED ASSETS FUND	GENERAL LONG-TERM DEBT FUND	TOTAL
		DEBT SERVICE FUND	DEBT SERVICE FUND	DEBT SERVICE FUND	CAPITAL PROJECTS FUND	CAPITAL PROJECTS FUND			
FUND BALANCES									
Restricted for:									
Debt Service	-	933,649	1,141,376	730,482	-	-	-	-	2,805,507
Capital Projects	-	-	-	-	6	26	-	-	32
Unassigned:	332,447	-	-	-	-	-	24,050,988	-	24,383,435
TOTAL FUND BALANCES	332,447	933,649	1,141,376	730,482	6	26	24,050,988	-	27,188,974
TOTAL LIABILITIES & FUND BALANCES	\$ 407,333	\$ 933,649	\$ 1,148,259	\$ 741,403	\$ 6	\$ 26	\$ 24,050,988	\$ 25,565,000	\$ 52,846,664

SOUTH FORK III COMMUNITY DEVELOPMENT DISTRICT
Statement of Revenues, Expenditures and Changes in Fund Balances
For the Period Ending April 30, 2023
General Fund (001)
(In Whole Numbers)

ACCOUNT DESCRIPTION	ANNUAL ADOPTED BUDGET	YEAR TO DATE ACTUAL	VARIANCE (\$) FAV(UNFAV)	YTD ACTUAL AS A % OF ADOPTED BUD
<u>REVENUES</u>				
Interest - Investments	\$ -	\$ 45	\$ 45	0.00%
Special Assmnts- Tax Collector	1,111,369	1,113,796	2,427	100.22%
Other Miscellaneous Revenues	-	2,482	2,482	0.00%
TOTAL REVENUES	1,111,369	1,116,323	4,954	100.45%
<u>EXPENDITURES</u>				
<u>Administration</u>				
Supervisor Fees	12,000	4,600	7,400	38.33%
ProfServ-Trustee Fees	13,000	6,483	6,517	49.87%
Disclosure Report	12,600	5,250	7,350	41.67%
District Counsel	12,000	9,321	2,679	77.68%
District Engineer	5,000	4,810	190	96.20%
District Manager	60,000	25,000	35,000	41.67%
Auditing Services	7,300	-	7,300	0.00%
Website Compliance	1,528	3,065	(1,537)	200.59%
Mailed Notices - Postage	-	3,488	(3,488)	0.00%
Postage, Phone, Faxes, Copies	300	90	210	30.00%
Public Officials Insurance	3,110	2,786	324	89.58%
Legal Advertising	1,500	2,259	(759)	150.60%
Misc-Taxes	-	714	(714)	0.00%
Bank Fees	35	24	11	68.57%
Website Administration	1,516	625	891	41.23%
Dues, Licenses, Subscriptions	250	175	75	70.00%
Total Administration	130,139	68,690	61,449	52.78%
<u>Electric Utility Services</u>				
Utility - Electric	250,000	155,598	94,402	62.24%
Total Electric Utility Services	250,000	155,598	94,402	62.24%
<u>Water Utility Services</u>				
Utility - Water	50,000	3,270	46,730	6.54%
Total Water Utility Services	50,000	3,270	46,730	6.54%
<u>Garbage/Solid Waste Services</u>				
Garbage Collection	2,548	1,902	646	74.65%
Total Garbage/Solid Waste Services	2,548	1,902	646	74.65%

SOUTH FORK III COMMUNITY DEVELOPMENT DISTRICT
Statement of Revenues, Expenditures and Changes in Fund Balances
For the Period Ending April 30, 2023
General Fund (001)
(In Whole Numbers)

ACCOUNT DESCRIPTION	ANNUAL ADOPTED BUDGET	YEAR TO DATE ACTUAL	VARIANCE (\$) FAV(UNFAV)	YTD ACTUAL AS A % OF ADOPTED BUD
<u>Other Physical Environment</u>				
Waterway Management	29,640	22,850	6,790	77.09%
Clubhouse - Facility Janitorial Service	-	1,354	(1,354)	0.00%
Midge Fly Treatment	-	200	(200)	0.00%
Contracts-Pools	19,500	9,628	9,872	49.37%
Onsite Staff	58,000	29,167	28,833	50.29%
Insurance -Property & Casualty	25,000	28,022	(3,022)	112.09%
Landscape Maint. - Seasonal Color Program	12,375	12,625	(250)	102.02%
Landscape Maintenance	231,539	110,222	121,317	47.60%
Plant Replacement Program	35,000	-	35,000	0.00%
Landscape- Storm Clean Up & Tree Removal	-	20,657	(20,657)	0.00%
Irrigation Maintenance	9,000	21,768	(12,768)	241.87%
Internet Services	-	4,817	(4,817)	0.00%
Op Supplies - Clubhouse	1,000	1,266	(266)	126.60%
Total Other Physical Environment	421,054	262,576	158,478	62.36%
<u>Reserves</u>				
1st Quarter Operating Capital	57,628	-	57,628	0.00%
Operating Loan Repayment	200,000	-	200,000	0.00%
Total Reserves	257,628	-	257,628	0.00%
TOTAL EXPENDITURES & RESERVES	1,111,369	492,036	619,333	44.27%
Excess (deficiency) of revenues				
Over (under) expenditures	-	624,287	624,287	0.00%
FUND BALANCE, BEGINNING (OCT 1, 2022)		(291,840)		
FUND BALANCE, ENDING		\$ 332,447		

SOUTH FORK III COMMUNITY DEVELOPMENT DISTRICT
Statement of Revenues, Expenditures and Changes in Fund Balances
For the Period Ending April 30, 2023
Series 2016 Debt Service Fund (200)
(In Whole Numbers)

ACCOUNT DESCRIPTION	ANNUAL ADOPTED BUDGET	YEAR TO DATE ACTUAL	VARIANCE (\$) FAV(UNFAV)	YTD ACTUAL AS A % OF ADOPTED BUD
<u>REVENUES</u>				
Interest - Investments	\$ -	\$ 16	\$ 16	0.00%
Special Assmnts- Tax Collector	595,400	611,553	16,153	102.71%
TOTAL REVENUES	595,400	611,569	16,169	102.72%
<u>EXPENDITURES</u>				
<u>Debt Service</u>				
Principal Debt Retirement	160,000	-	160,000	0.00%
Principal Prepayments	-	10,000	(10,000)	0.00%
Interest Expense	435,400	218,964	216,436	50.29%
Total Debt Service	595,400	228,964	366,436	38.46%
TOTAL EXPENDITURES	595,400	228,964	366,436	38.46%
Excess (deficiency) of revenues				
Over (under) expenditures	-	382,605	382,605	0.00%
FUND BALANCE, BEGINNING (OCT 1, 2022)		551,044		
FUND BALANCE, ENDING		\$ 933,649		

SOUTH FORK III COMMUNITY DEVELOPMENT DISTRICT
Statement of Revenues, Expenditures and Changes in Fund Balances
For the Period Ending April 30, 2023
Series 2018 Debt Service Fund (202)
(In Whole Numbers)

ACCOUNT DESCRIPTION	ANNUAL ADOPTED BUDGET	YEAR TO DATE ACTUAL	VARIANCE (\$) FAV(UNFAV)	YTD ACTUAL AS A % OF ADOPTED BUD
<u>REVENUES</u>				
Interest - Investments	\$ -	\$ 13	\$ 13	0.00%
Special Assmnts- Tax Collector	754,212	733,658	(20,554)	97.27%
TOTAL REVENUES	754,212	733,671	(20,541)	97.28%
<u>EXPENDITURES</u>				
<u>Debt Service</u>				
Principal Debt Retirement	200,000	-	200,000	0.00%
Interest Expense	554,212	279,106	275,106	50.36%
Total Debt Service	754,212	279,106	475,106	37.01%
TOTAL EXPENDITURES	754,212	279,106	475,106	37.01%
Excess (deficiency) of revenues Over (under) expenditures	-	454,565	454,565	0.00%
FUND BALANCE, BEGINNING (OCT 1, 2022)		686,811		
FUND BALANCE, ENDING		\$ 1,141,376		

SOUTH FORK III COMMUNITY DEVELOPMENT DISTRICT
Statement of Revenues, Expenditures and Changes in Fund Balances
For the Period Ending April 30, 2023
Series 2019 Debt Service Fund (203)
(In Whole Numbers)

ACCOUNT DESCRIPTION	ANNUAL ADOPTED BUDGET	YEAR TO DATE ACTUAL	VARIANCE (\$) FAV(UNFAV)	YTD ACTUAL AS A % OF ADOPTED BUD
<u>REVENUES</u>				
Interest - Investments	\$ -	\$ 18	\$ 18	0.00%
Special Assmnts- Tax Collector	453,850	484,086	30,236	106.66%
TOTAL REVENUES	453,850	484,104	30,254	106.67%
<u>EXPENDITURES</u>				
<u>Debt Service</u>				
Principal Debt Retirement	120,000	115,000	5,000	95.83%
Interest Expense	333,850	169,238	164,612	50.69%
Total Debt Service	453,850	284,238	169,612	62.63%
TOTAL EXPENDITURES	453,850	284,238	169,612	62.63%
Excess (deficiency) of revenues Over (under) expenditures	-	199,866	199,866	0.00%
<u>OTHER FINANCING SOURCES (USES)</u>				
Operating Transfers-Out	-	(1)	(1)	0.00%
TOTAL FINANCING SOURCES (USES)	-	(1)	(1)	0.00%
Net change in fund balance	\$ -	\$ 199,865	\$ 199,865	0.00%
FUND BALANCE, BEGINNING (OCT 1, 2022)		530,617		
FUND BALANCE, ENDING		\$ 730,482		

SOUTH FORK III COMMUNITY DEVELOPMENT DISTRICT
Statement of Revenues, Expenditures and Changes in Fund Balances
For the Period Ending April 30, 2023
Series 2018 Capital Projects Fund (302)
(In Whole Numbers)

ACCOUNT DESCRIPTION	ANNUAL ADOPTED BUDGET	YEAR TO DATE ACTUAL	VARIANCE (\$) FAV(UNFAV)	YTD ACTUAL AS A % OF ADOPTED BUD
<u>REVENUES</u>				
TOTAL REVENUES	-	-	-	0.00%
<u>EXPENDITURES</u>				
TOTAL EXPENDITURES	-	-	-	0.00%
Excess (deficiency) of revenues				
Over (under) expenditures	-	-	-	0.00%
FUND BALANCE, BEGINNING (OCT 1, 2022)		6		
FUND BALANCE, ENDING		\$ 6		

SOUTH FORK III COMMUNITY DEVELOPMENT DISTRICT
Statement of Revenues, Expenditures and Changes in Fund Balances
For the Period Ending April 30, 2023
Series 2019 Capital Projects Fund (303)
(In Whole Numbers)

ACCOUNT DESCRIPTION	ANNUAL ADOPTED BUDGET	YEAR TO DATE ACTUAL	VARIANCE (\$) FAV(UNFAV)	YTD ACTUAL AS A % OF ADOPTED BUD
<u>REVENUES</u>				
TOTAL REVENUES	-	-	-	0.00%
<u>EXPENDITURES</u>				
TOTAL EXPENDITURES	-	-	-	0.00%
Excess (deficiency) of revenues				
Over (under) expenditures	-	-	-	0.00%
<u>OTHER FINANCING SOURCES (USES)</u>				
Interfund Transfer - In	-	1	1	0.00%
TOTAL FINANCING SOURCES (USES)	-	1	1	0.00%
Net change in fund balance	\$ -	\$ 1	\$ 1	0.00%
FUND BALANCE, BEGINNING (OCT 1, 2022)		25		
FUND BALANCE, ENDING		\$ 26		

SOUTH FORK III COMMUNITY DEVELOPMENT DISTRICT
Statement of Revenues, Expenditures and Changes in Fund Balances
For the Period Ending April 30, 2023
General Fixed Assets Fund (900)
(In Whole Numbers)

ACCOUNT DESCRIPTION	ANNUAL ADOPTED BUDGET	YEAR TO DATE ACTUAL	VARIANCE (\$) FAV(UNFAV)	YTD ACTUAL AS A % OF ADOPTED BUD
<u>REVENUES</u>				
TOTAL REVENUES	-	-	-	0.00%
<u>EXPENDITURES</u>				
TOTAL EXPENDITURES	-	-	-	0.00%
Excess (deficiency) of revenues				
Over (under) expenditures	-	-	-	0.00%
FUND BALANCE, BEGINNING (OCT 1, 2022)		24,050,988		
FUND BALANCE, ENDING		\$ 24,050,988		

SOUTH FORK III CDD

Bank Reconciliation

Bank Account No. 8694 TRUIST - GF Operating
 Statement No. 04_23
 Statement Date 4/30/2023

G/L Balance (LCY)	407,333.41	Statement Balance	467,262.67
G/L Balance	407,333.41	Outstanding Deposits	0.00
Positive Adjustments	0.00		
	<hr/>		
Subtotal	407,333.41	Subtotal	467,262.67
Negative Adjustments	0.00	Outstanding Checks	59,929.26
	<hr/>	Differences	0.00
Ending G/L Balance	407,333.41	Ending Balance	407,333.41
Difference	0.00		

Posting Date	Document Type	Document No.	Description	Amount	Cleared Amount	Difference
Checks						
3/2/2023	Payment	2601	DARRYL F. DEW	400.00	400.00	0.00
3/30/2023	Payment	2617	COMPLETE I.T.	315.00	315.00	0.00
3/30/2023	Payment	2618	STANTEC CONSULTING	3,559.62	3,559.62	0.00
3/30/2023	Payment	2619	ZEBRA CLEANING TEAM	1,625.00	1,625.00	0.00
4/6/2023	Payment	2620	ADA SITE COMPLIANCE	1,568.52	1,568.52	0.00
4/6/2023	Payment	2621	BOCC	177.90	177.90	0.00
4/6/2023	Payment	2622	INFRAMARK LLC	12,048.17	12,048.17	0.00
4/6/2023	Payment	2623	SPECTRUM	89.97	89.97	0.00
4/6/2023	Payment	2624	STRALEY ROBIN VERICKER	323.10	323.10	0.00
4/6/2023	Payment	2626	TAMPA ELECTRIC	5,958.04	5,958.04	0.00
4/13/2023	Payment	2627	BOCC	376.76	376.76	0.00
4/13/2023	Payment	2628	SOUTH FORK III CDD	15,996.75	15,996.75	0.00
4/20/2023	Payment	2629	BAY AREA PUMP AND WELL SERVICE LLC	8,500.00	8,500.00	0.00
4/20/2023	Payment	2630	CHARTER COMMUNICATIONS	262.96	262.96	0.00
4/20/2023	Payment	2632	FIRST CHOICE AQUATIC WEED	2,470.00	2,470.00	0.00
4/20/2023	Payment	2633	USBANK CM-9690	4,094.50	4,094.50	0.00
4/30/2023		JE000265	Bank Fee	24.00	24.00	0.00
4/30/2023		JE000266	Waste Internet	252.49	252.49	0.00
Total Checks				58,042.78	58,042.78	0.00
Deposits						
4/7/2023		JE000140	CK#4642### - Markets	G/L 82.00	82.00	0.00
4/10/2023		JE000164	MO##### - Clubhouse Rental	G/L 200.00	200.00	0.00
4/14/2023		JE000172	MO##### - clubhouse rental	G/L 200.00	200.00	0.00
4/30/2023		JE000262	Tax Collector Dist Interest	G/L 74.03	74.03	0.00
4/30/2023		JE000263	Tax Collector Dist 04.03	G/L 25,847.49	25,847.49	0.00
4/30/2023		JE000264	Bank Interest	G/L 4.13	4.13	0.00
Total Deposits				26,407.65	26,407.65	0.00
Outstanding Checks						
4/13/2023	Payment	DD103	Payment of Invoice 000603	252.49	0.00	252.49

SOUTH FORK III CDD

Bank Reconciliation

Posting Date	Document Type	Document No.	Description	Amount	Cleared Amount	Difference
4/20/2023	Payment	2631	COMPLETE I.T.	582.50	0.00	582.50
4/27/2023	Payment	2634	CHARTER COMMUNICATIONS	98.92	0.00	98.92
4/27/2023	Payment	2635	LANDSCAPE MAINTENANCE	17,338.56	0.00	17,338.56
4/27/2023	Payment	2636	THE NATIVES, INC.	6,600.00	0.00	6,600.00
4/28/2023	Payment	DD104	Payment of Invoice 000584	17,351.94	0.00	17,351.94
4/28/2023	Payment	DD105	Payment of Invoice 000648	17,704.85	0.00	17,704.85
Total Outstanding Checks.....				59,929.26		59,929.26